

Put Shapes Together

What You Need

- crayons
- Pattern Blocks
- Recording Sheet

Check Understanding

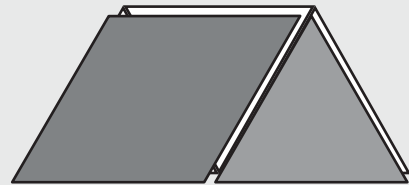
What different shapes can you make by putting together 2 triangles? 6 triangles?

What You Do


1. Take turns. Pick a shape on the **Recording Sheet**.
2. Use the number of pattern block shapes listed to make the larger shape.
3. Have your partner check.
4. Color to show the different shapes you used.

Example

Use 2 shapes. Cover the shape with 2 shapes.



Color to show the 2 different shapes you used.

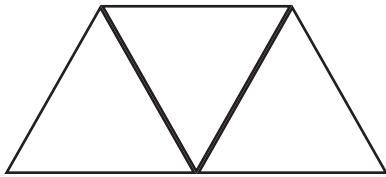


Go Further!

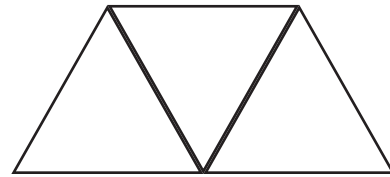
Use the pattern block shapes to make other larger shapes. Draw and color the shapes you used.

Put Shapes Together

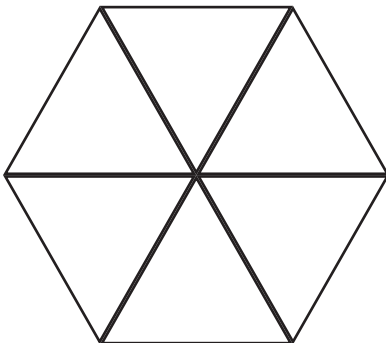
Use 2 shapes.



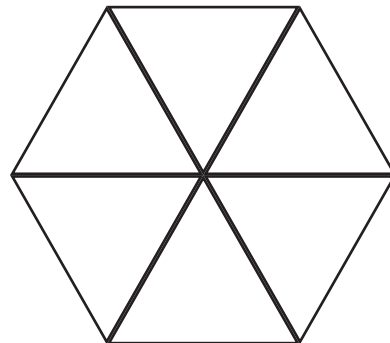
Use 3 shapes.



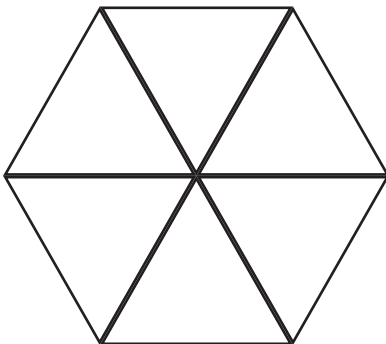
Use 2 shapes.



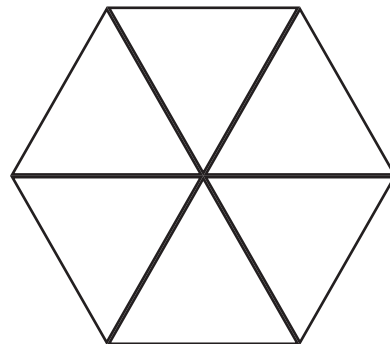
Use 3 shapes.



Use 4 shapes.



Use 6 shapes.



I can put different kinds of shapes together to make a new shape.

Ready® Center Activity 1.42 ★★ Pattern Blocks

