

Vocabulary for Time

What You Need

- Recording Sheet



Check Understanding

Show an analog clock set to 1:00. Ask: *What time does the clock show?*

What You Do

1. Take turns. Pick a math term on the **Recording Sheet**.
2. Read the math term.
3. Draw a line to the picture.
4. Your partner checks your answer.

Example

half past



Half past is
30 minutes past
the hour.



Go Further!

Take turns. Read a math term and have your partner draw a picture to match.




Vocabulary for Time


Math Term

Picture

hour hand




minute hand



4 o'clock



half past 4



digital clock

