



# WESTEM,

Do you?

# Rain Stick



Name: \_\_\_\_\_

Date: \_\_\_\_\_

# Rain Stick

Students will use materials to create a rain stick that sounds like a real rainstorm.

## Materials:

Paper towel rolls

Toilet paper rolls

Empty water bottles

Aluminum foil

Beans, lentils, popcorn seeds,  
rice

Brass fasteners

Toothpicks

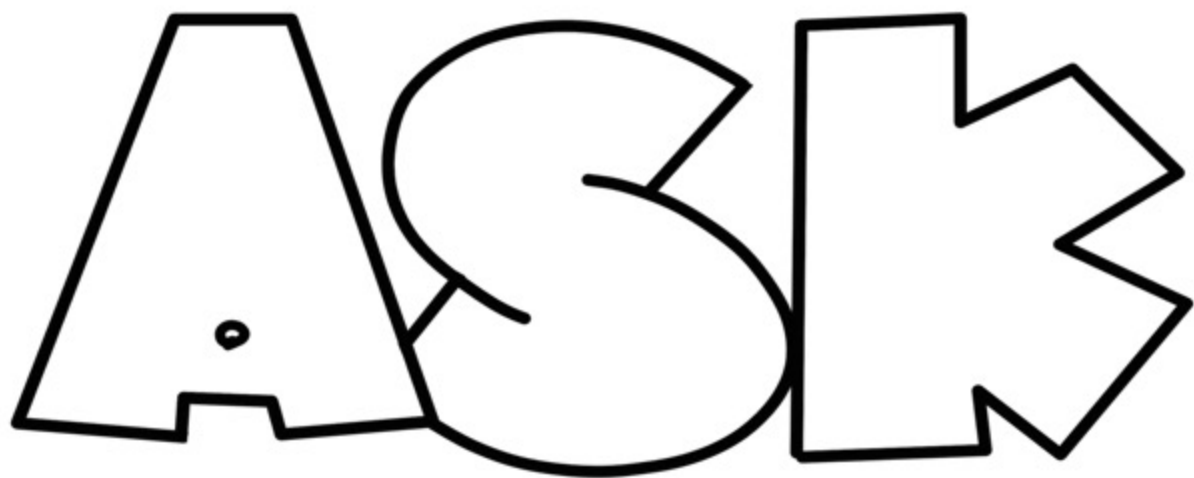
Packing/Duct tape



## Directions:


1. Choose some or all of the materials provided to create a rain stick.
2. Put the materials together so when you shake the rain stick it sounds like a real rainstorm.
3. Make sure that it is sturdy and doesn't fall apart.
4. When you have completed building a rain stick, you can decorate the outside of it.





**What is the problem?  
What is the challenge?**

A series of horizontal lines for writing, starting below the text and extending to the bottom of the page. There are 11 lines in total, providing space for a student to write their response to the questions above.




# Science



# OTHER PRODUCTS YOU MIGHT BE INTERESTED IN:



# Credits



Thanks for your purchase!

This item is for single classroom use.  
Please do not copy, redistribute, or  
sell as your own. 😊

Please consider leaving feedback.

