

Name \_\_\_\_\_

# My Homework

## Lesson 5

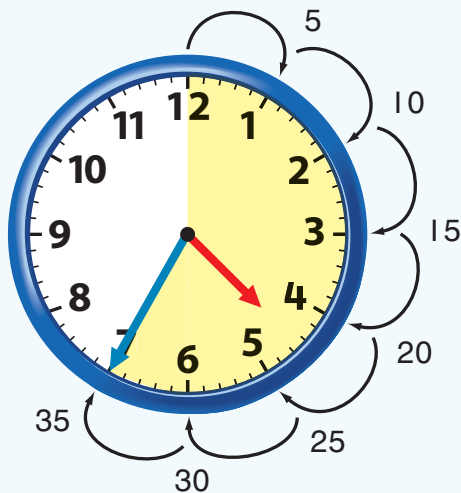
### Time to Five-Minute Intervals

### Homework Helper

eHelp



Need help? [connectED.mcgraw-hill.com](http://connectED.mcgraw-hill.com)



It takes 5 minutes for the minute hand to move to the next number. Skip count by 5s to tell time.

This clock shows 35 minutes after 4 o'clock.


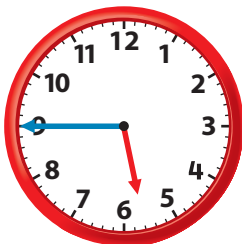
The time is shown another way.



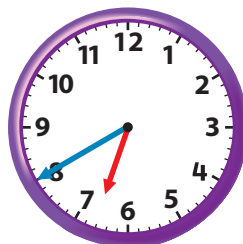
## Practice

Read the time. Write the time.


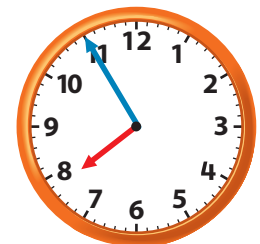
1.



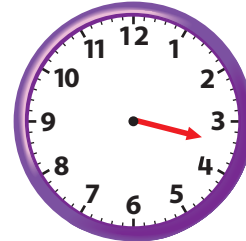
2.




3.



Tell what time is shown. Draw the minute hand to show the time.



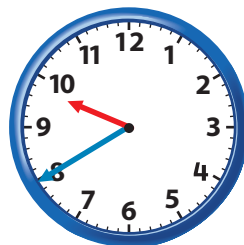
7. It is 1:00. Hunter is waiting for Ben. Ben said he would meet Hunter in 25 minutes but he arrived 5 minutes late. What time does Ben meet Hunter?



Copyright © The McGraw-Hill Companies, Inc. (t) Steve Allen Travel Photography/Alamy Images, (b) Image Source/Punchstock

## Test Practice

8. A train leaves at 10:40. Which clock shows 10:40?



**Math at Home** Ask your child to look at an analog clock on the hour. Have him or her tell you what time it will be in 5 minutes, 10 minutes, 25 minutes, and 50 minutes.