


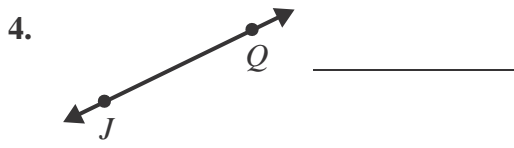
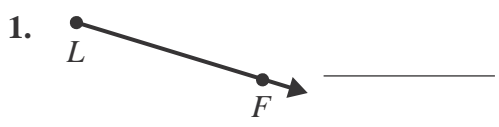


# Lesson 1 Reteach

## Draw Points, Lines, and Rays

<p>A <b>point</b> is an exact location that is represented by a dot. Example: point <i>R</i></p> <p style="text-align: center;">• <i>R</i></p>	<p>A <b>line</b> goes on forever in both directions. Example: line <i>WK</i></p> <p style="text-align: center;">←  →</p>	<p>A <b>line segment</b> is part of a line. It has two endpoints. Example: line segment <i>GN</i></p> <p style="text-align: center;"></p>	<p>A <b>ray</b> has one endpoint. Example: ray <i>CD</i></p> <p style="text-align: center;"></p>
--	---	---	---

Identify each figure.



Draw each figure.

5. point *B*

6. ray *TY*

7. line *OS*

8. line segment *KG*