

Reading Log (20 minutes a day)

Name

Monday's date

| Day | Book Read | Minutes Read | Parent Initials |
|-----------|-----------|--------------|-----------------|
| Monday | | | |
| Tuesday | | | |
| Wednesday | | | |
| Thursday | | | |

Homework #4

Language Arts Skills

***Write your first name correctly in the line below:** (first letter capital the rest lowercase)



***Book skills:**

I can identify the **front cover** of a book Yes_____ No_____?

I can identify the **back cover** of a book Yes_____ No_____?

I can identify the **title page** of a book Yes_____ No_____?

I can **track the print** as we read in a book Yes_____ No_____?

***Letter Activities:** for Uu, Gg, Pp, Ll

~Uu is for under. Look under your bed. Draw a picture of what is under your bed.

~Gg: This week we are learning the hard sound Gg makes on its own like in “garden”. Draw some things that grow in a garden, have a grown up label them for you:

~Pp makes the sound you hear in pattern. Make a pattern with pink and purple in the squares below:

| | | | | | | | | | |
|--|--|--|--|--|--|--|--|--|--|
| | | | | | | | | | |
|--|--|--|--|--|--|--|--|--|--|

~Ll makes the sound you hear at the beginning of leaves. Go outside and count the trees in your yard or neighborhood.

How many trees have leaves? _____ How many have no leaves left? _____
(Your child should be able to write the numbers 0-5 at this point of the year.)

***Letter name and sound recognition.** Put a check mark in the left corner if your child can name the letter correctly. **Underline** it if they can tell you the sound it makes.

| | | | | | | |
|---|---|---|---|---|---|---|
| G | b | f | B | a | P | t |
| b | C | h | d | l | N | F |
| D | i | U | p | g | G | m |
| h | L | d | g | b | d | u |
| H | d | l | r | s | B | g |
| R | A | n | T | r | b | M |

*** Rainbow Letter writing:** Rainbow Writing Instructions: Make sure the letters are formed correctly (always start at the top). Use this printout and have your child trace the over the letters every day using different colored pencils. No need for a separate piece of paper. For example, on Monday, write with a regular pencil. Tuesday, use a red colored pencil. Wednesday, use a blue colored pencil. Thursday, use a green colored pencil. There should be 4 colors total which give the rainbow look. They can pick their own colors.


Uu Uu Gg Gg

Pp Pp Ll Ll

***Sight Words.** Put a check mark in the left corner if your child can read the sight word automatically. Also, on a separate sheet of paper have your child practice spelling the sight words. (These are all the words we have learned in class...REMEMBER they need to know 7 sight words for 1st term.)

| | | | | | |
|----|-----|-----|----|-----|-----|
| is | on | the | in | a | I |
| a | and | is | on | and | the |

***Beginning sounds:** for letters Gg, Pp, Ll, and Uu color pictures beginning with Gg – blue, Pp – red, Ll – green, and Uu – orange Please color softly so we can still see the pictures. (Your child can color the whole box in if it is easier.)



MATH: Start working with your child on counting to 100 by 1s. Use Rainbow Writing to write the numbers 0, 1, 2, 3, 4, & 5 daily. (Refer to the Rainbow Letter Writing for Rainbow writing instructions.)

0

1


2

3

4


5

1




| | | |
|-------|-------|-------|
| _____ | _____ | _____ |
| ----- | ----- | ----- |
| _____ | _____ | _____ |

2



| | | |
|-------|-------|-------|
| _____ | _____ | _____ |
| ----- | ----- | ----- |
| _____ | _____ | _____ |

3



| | | |
|-------|-------|-------|
| _____ | _____ | _____ |
| ----- | ----- | ----- |
| _____ | _____ | _____ |

4



| | | |
|-------|-------|-------|
| _____ | _____ | _____ |
| ----- | ----- | ----- |
| _____ | _____ | _____ |

1-4 Count the objects. Write the number three times.

