




# Monster For Sale!

A Persuasive  
Writing  
Project





## Using This in your classroom:

Day One and Two: I like to begin by reading the book *I Need My Monster* by Amanda Noll. This sets a good tone for the writing project. Students are to invent a monster that they will try and sell for people to buy and use in their homes. Start by having the students fill in their graphic organizer. This is a persuasive writing assignment where students are trying to convince someone to buy their monster. Why is this monster good at scaring? Why would someone want this monster in their home? Maybe this monster isn't even scary at all! Students need to pick three reasons and support each reason with an example or evidence that is convincing to the buyer.

Next, students will write a rough draft of their persuasive essay about why someone should buy their monster. Then, depending on time have a peer and/or teacher edit.


Day Three: Students put their lapbook together. In the middle will be their persuasive essay with the graphic organizer underneath, stapled to the folder. The folding books and spinner will be filled out according to the student and their monster's information. The lapbook is to be used as a presentation to "sell" their monster.



**For Sale!**

Looking for a new monster to scare you from under your bed? How about from inside your closet, or around the corner? Look no further! The Monster Company is currently selling monsters, and at reasonable prices. Take a peek around and choose the one that fits you and your family best! We have all assortments, sizes, ages, colors, and personalities. Each monster comes with its own unique style and features.

**Happy Scaring!**



Name \_\_\_\_\_

Monster Information:

Name \_\_\_\_\_ Color(s) \_\_\_\_\_

Height \_\_\_\_\_ Weight \_\_\_\_\_

Special Features \_\_\_\_\_

Price \_\_\_\_\_ Age \_\_\_\_\_

A short description of this monster's personality and talents:

\_\_\_\_\_  
\_\_\_\_\_  
\_\_\_\_\_

3 reasons and examples as to why someone would want this monster:

Reason

Reason

Reason





Example



Example





Example




# MONSTER for Sale!

Written By: \_\_\_\_\_






A series of horizontal lines for writing, spanning most of the page width.





Two large rectangular boxes with vertical dotted lines, intended for drawing or writing.



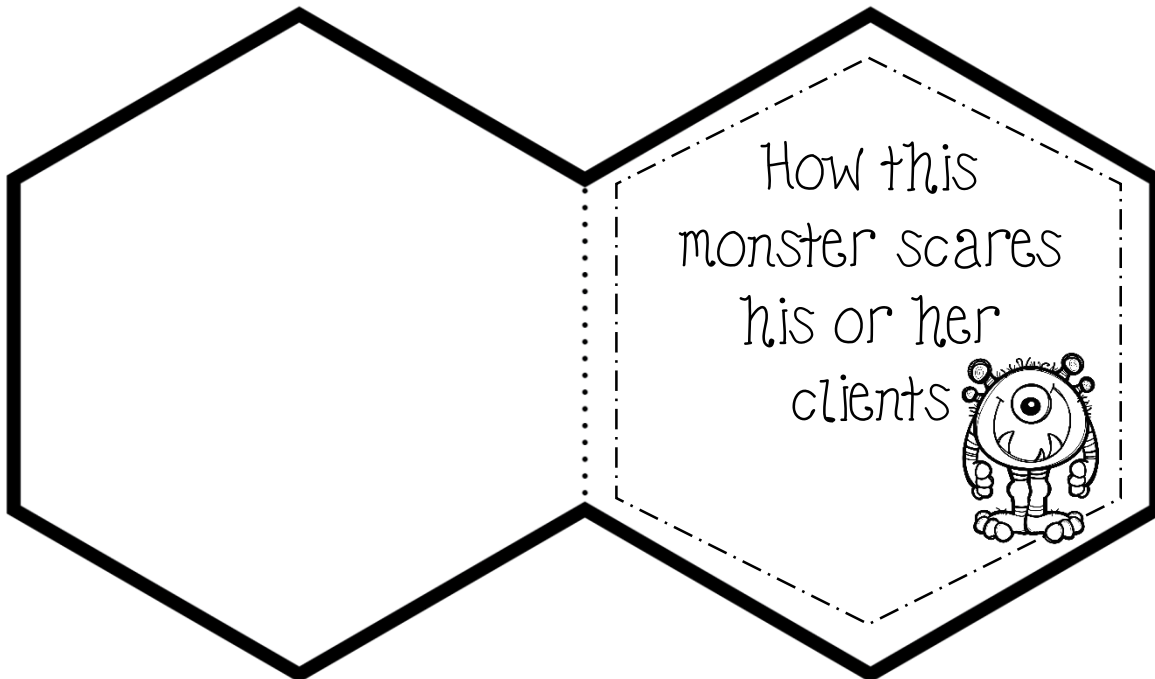
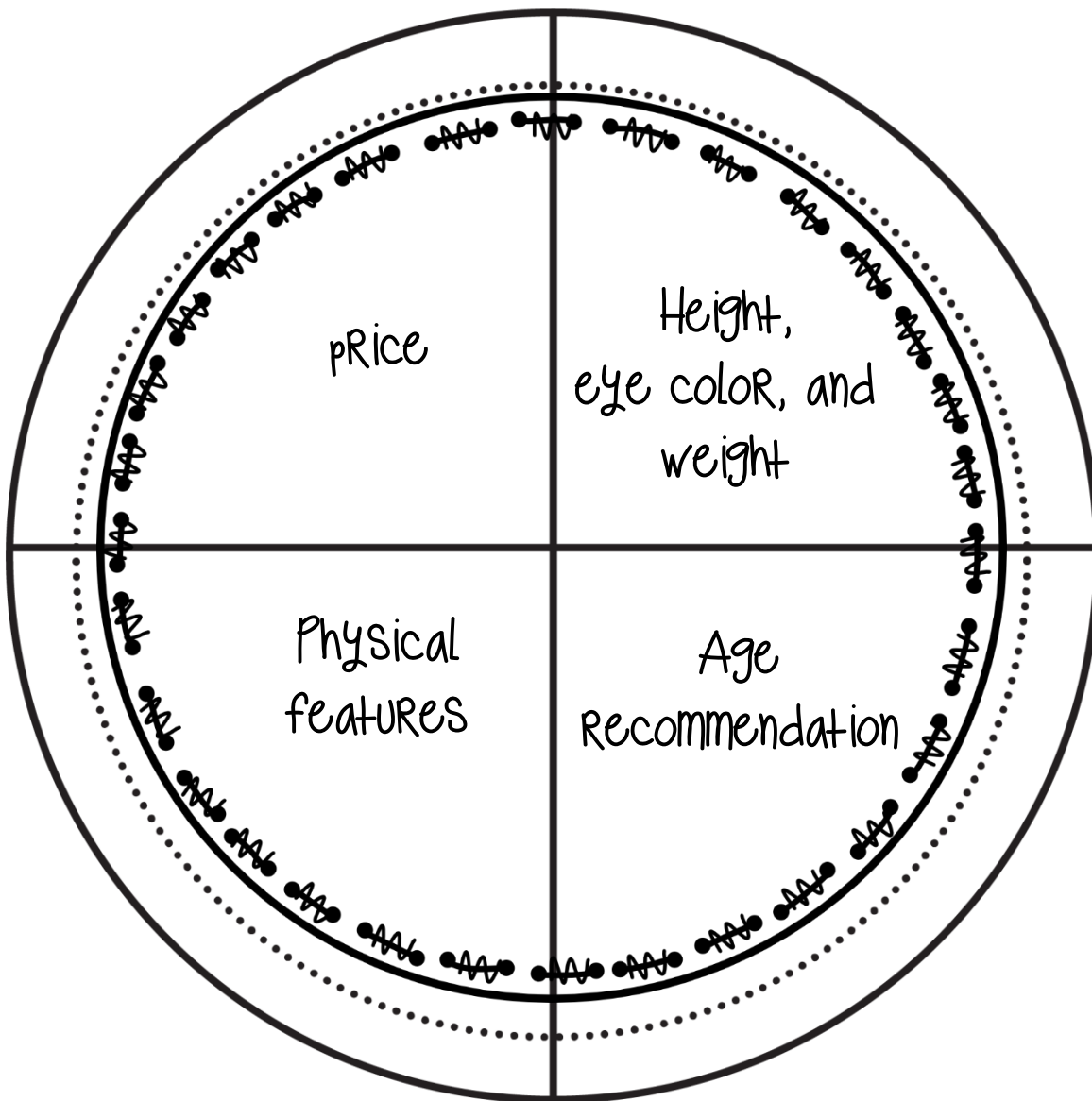
Design a Brochure Advertising your Monster and why he or she is the best one to purchase! Include pictures, slogans, catch phrases, and any additional facts that would persuade a buyer.



A  
picture  
of

A  
monster  
named \_\_\_\_\_

Where does  
this monster  
live?  

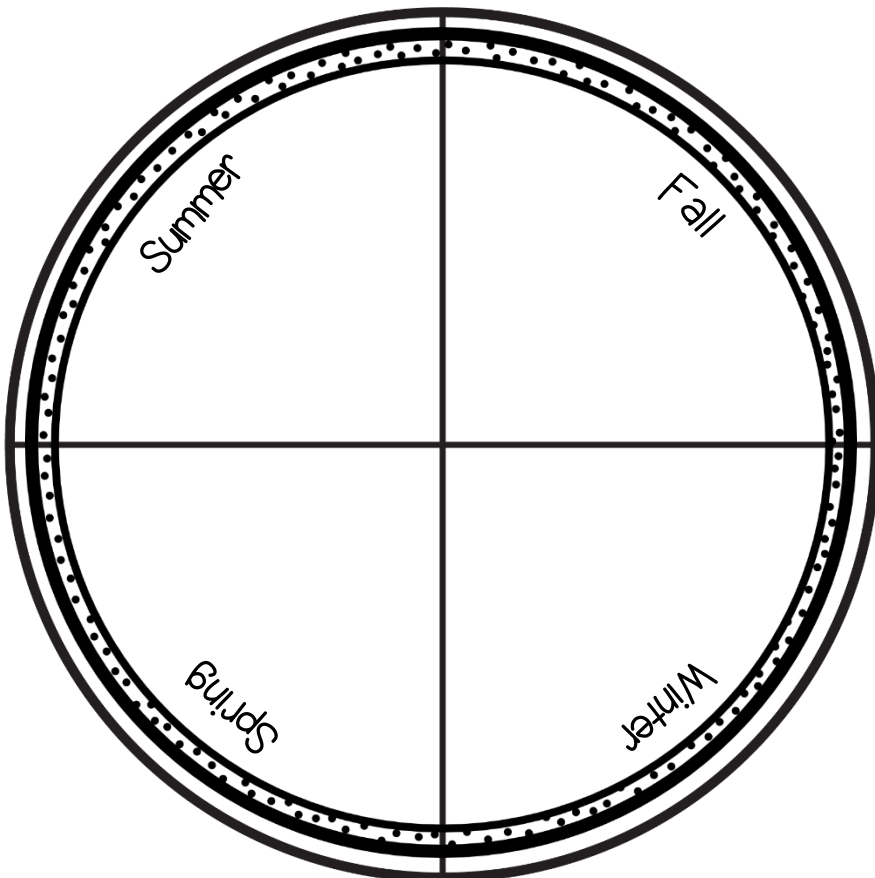




# Monster Through the Seasons

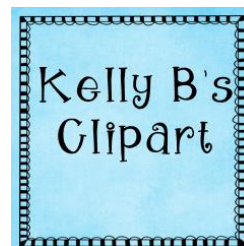
{Draw a picture of your  
monster in their  
wardrobe throughout the  
seasons}



Reasons  
this  
monster  
needs a  
home to  
scare  
in...



# Credits



Visit my store  
for more free  
and paid  
writing  
projects,  
ideas, and  
lessons!!!

