


Name: _____

Bar Graph of Flowers

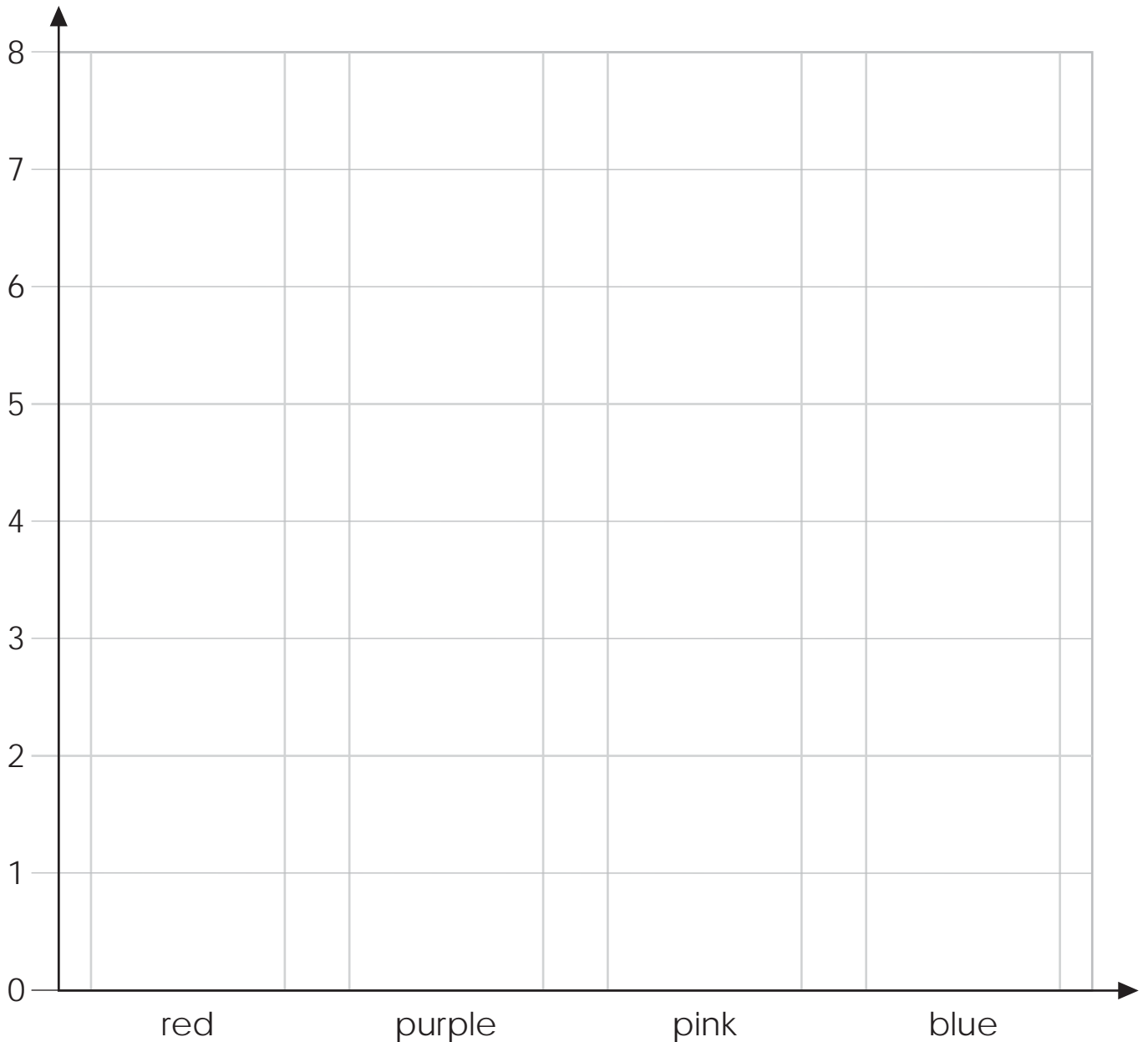
Noah counts the flowers in his garden. He sees:

- 5 red flowers
- 7 purple flowers
- 3 pink flowers
- 2 blue flowers



Make a graph to show how many flowers of each color he sees.

Noah's Garden Flowers



Name: _____

Bar Graph of Flowers

Use the bar graph you made to answer the questions.




1. Did Noah see more red flowers or pink flowers? 1. _____
2. What color did Noah see the most? 2. _____
3. What color did Noah see the least? 3. _____
4. How many more purple flowers than pink flowers did he see? 4. _____
5. How many pink and blue flowers did he see in all? 5. _____
6. How many more red flowers did he see than blue flowers? 6. _____

ANSWER KEY

Bar Graph of Flowers

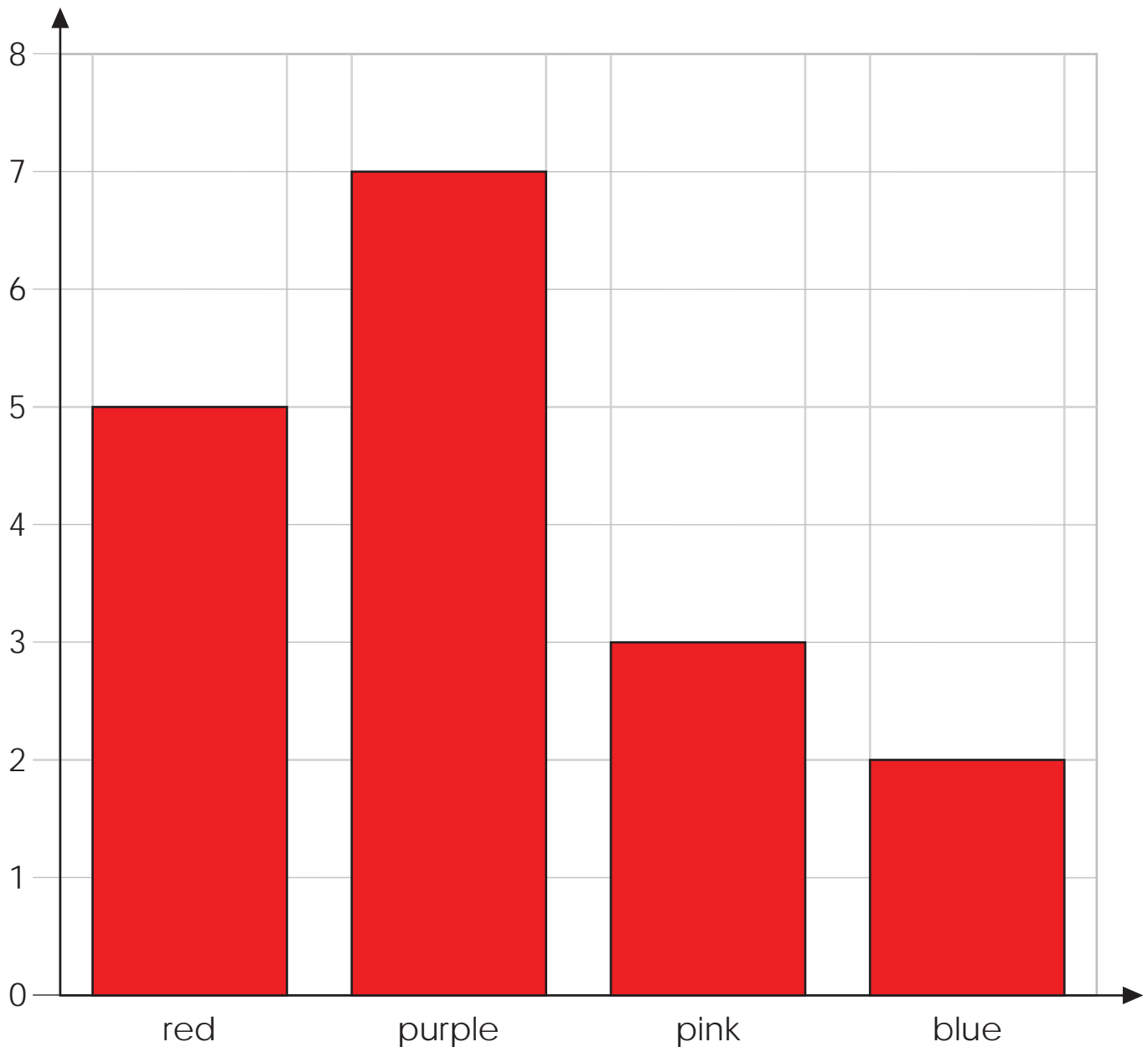
Noah counts the flowers in his garden. He sees:

- 5 red flowers
- 7 purple flowers
- 3 pink flowers
- 2 blue flowers



Make a graph to show how many flowers of each color he sees.

Noah's Garden Flowers



ANSWER KEY

Bar Graph of Flowers

Use the bar graph you made to answer the questions.



1. Did Noah see more red flowers or pink flowers?

1. red

2. What color did Noah see the most?

2. purple

3. What color did Noah see the least?

3. blue

4. How many more purple flowers than pink flowers did he see?

4. 4

5. How many pink and blue flowers did he see in all?

5. 5

6. How many more red flowers did he see than blue flowers?

6. 3