

Name

My Homework

Lesson 10

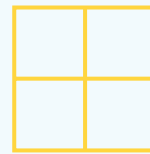
Quarters and Fourths

Homework Helper



Need help? connectED.mcgraw-hill.com

A shape that is divided into 4 equal parts is divided into fourths or quarters.



4 equal parts,
4 fourths, or 4 quarters

Practice

Write how many equal parts make up the whole.



_____ equal parts



_____ equal parts

Draw lines to show 4 equal parts. Write how many fourths.





_____ fourths



_____ fourths

A quarter of each shape is missing. Draw the missing quarter.



Color a fourth of each shape. Write how many parts are shaded.



_____ of _____ parts

_____ of _____ parts



9. Sam and three friends shared a sandwich equally. How many equal parts were there?

_____ equal parts

Vocabulary Check



10. Circle the shape that shows **fourths**.



Math at Home Cut a large square, a large rectangle, and a large circle from a piece of paper. Have your child show you fourths by folding the shapes into 4 equal parts.