

Name _____

My Homework

Lesson 6

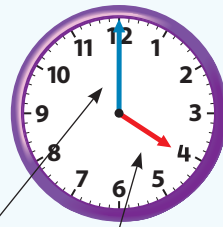
Time to the Hour: Digital

Homework Helper

Need help? connectED.mcgraw-hill.com

An analog clock uses an hour hand and a minute hand to show time. A digital clock uses numbers to show the hour and minutes.

analog clock



minutes hour

digital clock




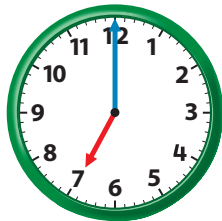
hour minutes

Practice


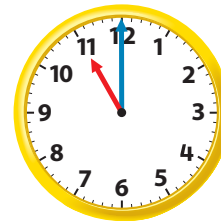
Tell what time is shown.

Write the time on the digital clock.

1.


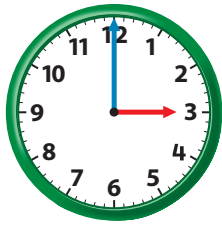


2.




Tell what time is shown.
Write the time on the digital clock.

3.



4.



5. Layla's dance class starts at 6 o'clock.
It ends 1 hour later. Circle the clock
that shows the time dance class ends.

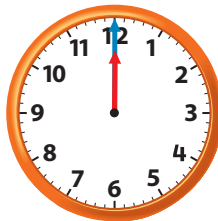


Vocabulary Check



Circle the correct answer.

6. digital clock



Math at Home Set a digital clock to various hours and ask your child to name the hours the clock shows.