

Name

My Homework

Lesson 3

Problem Solving: Look for a Pattern

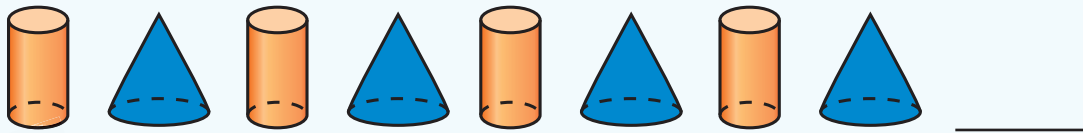
Homework Helper



Need help? connectED.mcgraw-hill.com

Arnold made a pattern with these blocks.

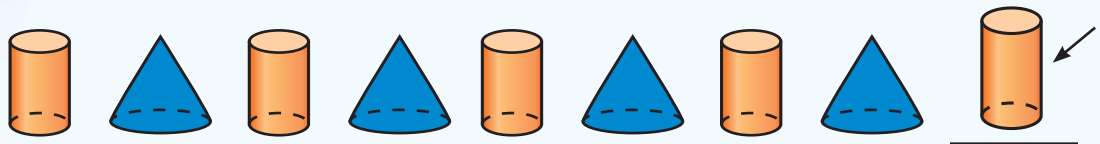
What shape comes next?



1 Understand Underline what you know.
Circle what you need to find.

2 Plan How will I solve the problem?

3 Solve I will find a pattern.



The next shape is a cylinder.

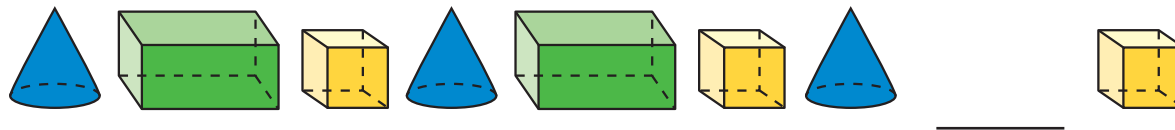
4 Check Is my answer reasonable?



Problem Solving

Find a pattern to solve.

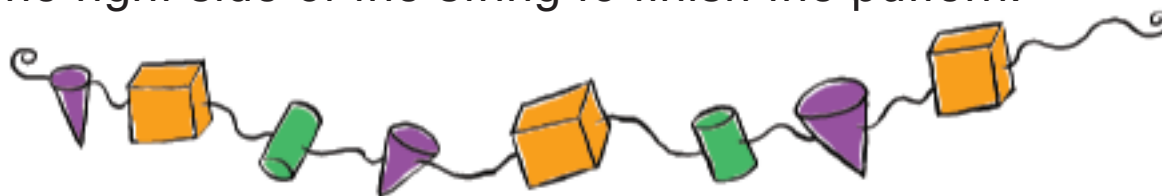
1. Jenica made this pattern.



What shape is missing? Circle it.



2. Alex made this necklace. He will place a shape on the right side of the string to finish the pattern.

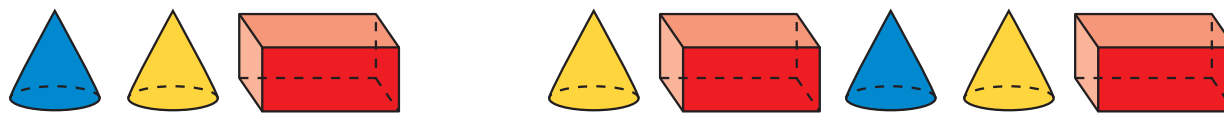


What shape is missing? Circle it.



3. Julie made a row of shapes.

She left out one shape.



What shape is missing? Circle it.

blue cone

yellow cone

red rectangular prism



Math at Home Create a pattern out of objects that are three-dimensional shapes. Have your child copy the pattern.