

Name _____

My Homework

Lesson 5

Make 10 to Subtract

Homework Helper



Need help? connectED.mcgraw-hill.com

You can make a 10 to subtract more easily.

$$\begin{array}{r} 14 - 8 \\ \begin{array}{cc} \diagdown & \diagup \\ \boxed{4} & \boxed{4} \end{array} \\ 14 - \underline{4} = \boxed{10} \\ \underline{10} - \underline{4} = \boxed{6} \end{array}$$

So, $14 - 8 = 6$.

Helpful Hint

Think $14 - 4 = 10$.
So, break apart
8 as 4 and 4.

$$\begin{array}{l} 14 - 4 = 10 \text{ and} \\ 10 - 4 = 6 \end{array}$$

Practice

Take apart the number to make a 10. Then subtract.

1. $17 - 9$

$$\begin{array}{cc} \diagdown & \diagup \\ \boxed{} & \boxed{} \end{array}$$
$$17 - \underline{} = \boxed{}$$
$$\underline{} - \underline{} = \boxed{}$$

So, $17 - 9 = \underline{}$.

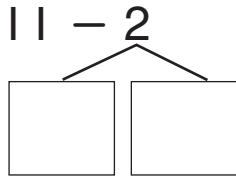
2. $13 - 7$

$$\begin{array}{cc} \diagdown & \diagup \\ \boxed{} & \boxed{} \end{array}$$
$$13 - \underline{} = \boxed{}$$
$$\underline{} - \underline{} = \boxed{}$$

So, $13 - 7 = \underline{}$.

Take apart the number to make a 10. Then subtract.

3.

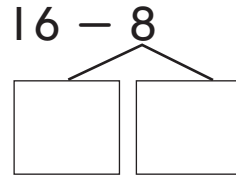


$$11 - \underline{\quad} = \square$$

$$\underline{\quad} - \underline{\quad} = \square$$

So, $11 - 2 = \underline{\quad}$.

4.




$$16 - \underline{\quad} = \square$$

$$\underline{\quad} - \underline{\quad} = \square$$

So, $16 - 8 = \underline{\quad}$.

5. There are 18 **coconuts** on a tree.
9 **coconuts** fall off the tree. How
many **coconuts** are still on the tree?



_____ **coconuts**

Test Practice

6. Sadie collects 15 **shells** at the beach.
She gives her brother 6 of them.
How many **shells** does she have left?

18 **shells** 12 **shells** 11 **shells** 9 **shells**



Math at Home Write $13 - 8 = \underline{\quad}$ on a piece of paper. Have your child use buttons or marbles to help him or her subtract.