

MY Homework

Lesson 5

Hands On:
Fractions on a
Number Line

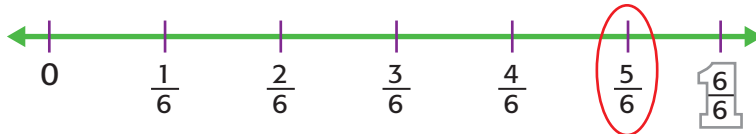
Homework Helper



Need help? connectED.mcgraw-hill.com

Hailey bought 6 apples. One apple is green and the rest are red. Label the fraction on the number line which represents the part of the apples that are red.

There are a total of 6 apples. So, the number line is divided into 6 parts.

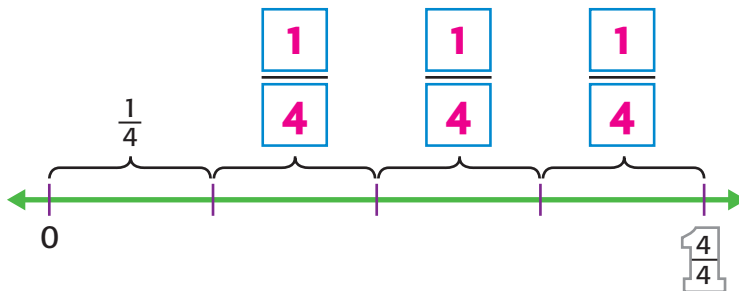


If 1 out of 6 apples is green, and the rest are red, then there are 5 red apples. The fraction that represents the red apples is $\frac{5}{6}$.

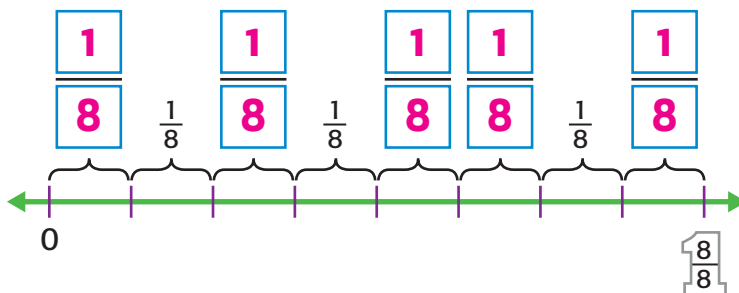
Practice

Label each unknown with the fraction of the whole it represents.

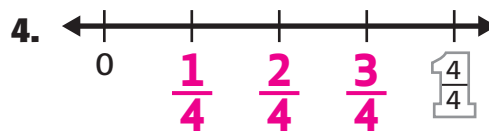
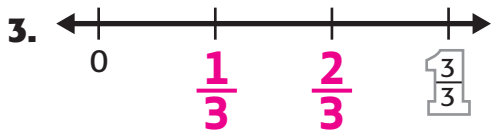
1.



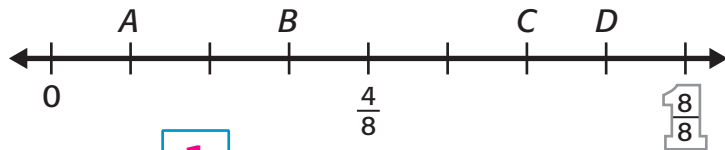
2.



Label the fractions between 0 and 1 on the number lines.



Write the fraction that is represented by each point.



5. Point A is $\frac{1}{8}$.

6. Point D is $\frac{7}{8}$.


7. Point C is $\frac{6}{8}$.

8. Point B is $\frac{3}{8}$.



Problem Solving

9. **PRACTICE 5** **Use Math Tools** Jamal spent $\frac{3}{4}$ of his allowance. On the number line, label the fraction that represents the part that Jamal spent.



10. Eric and Rachel have a total of 6 coins. One coin is a nickel, one is a dime, and the rest are quarters. On the number line, label the fraction that represents the part of the coins that are quarters.



11. Elaine has read 3 pages in her book. She needs to read 5 more pages. Partition the number line below into eighths. Label the fraction that represents the fraction of pages Elaine has read. Then label the fraction that represents the part of the pages Elaine still needs to read.

