



# Chapter Test, Form 2B


Read each question carefully. Write the letter for your answer on the line provided.

Identify the figures.

1.  A. hexagon C. square  
 B. rhombus D. triangle 1. \_\_\_\_\_


2.  F. hexagon H. square  
 G. octagon I. trapezoid 2. \_\_\_\_\_

3. Which statement describes the following figure?



- A. 4 sides, 3 angles, rectangle C. 4 sides, 4 right angles, rectangle  
 B. 4 sides, 4 acute angles, rectangle D. 4 sides, 4 right angles, square 3. \_\_\_\_\_

4. Which statement describes the shape of the pool?



- F. 5 sides, 5 angles, pentagon  
 G. 6 sides, 6 angles, hexagon  
 H. 8 sides, 8 angles, octagon  
 I. 10 sides, 10 angles, decagon 4. \_\_\_\_\_

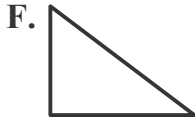
5. Which polygon does the following attributes describe?  
 4 sides, 4 angles, only one pair of opposite sides are parallel

- A. square B. rectangle C. rhombus D. trapezoid 5. \_\_\_\_\_

## Chapter Test, Form 2B *(continued)*

Read each question carefully. Write your answer on the line provided.

6. Which figure has 2 angles that are *greater than a right angle*?




6. \_\_\_\_\_

7. Sally drew a rectangle that has two sides that measure 3 inches and 4 inches. What are the measurements of the other two sides?

A. 1 in.; 2 in.    B. 3 in.; 4 in.    C. 5 in.; 6 in.    D. 6 in.; 8 in.    7. \_\_\_\_\_

Partition each figure as indicated. Then write the unit fraction of the figure's area that each equal section represents.

8. 6 equal areas



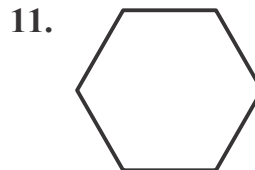
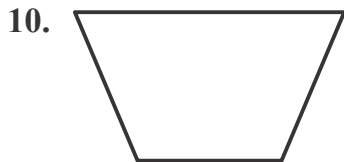
8. \_\_\_\_\_

9. 4 equal areas



9. \_\_\_\_\_

Identify the shape. Describe the number of sides and angles.



10. \_\_\_\_\_

11. \_\_\_\_\_

12. Aaron drew a quadrilateral with 4 right angles. The opposite sides were parallel and all sides are equal in length. Which quadrilateral did Aaron draw?

12. \_\_\_\_\_