

MY Homework

Lesson 1

Hands On: Find Perimeter

Homework Helper



Need help? connectED.mcgraw-hill.com

Use a centimeter ruler to measure the perimeter of the figure at the right to the nearest centimeter.


Measure the length of each side.

To the nearest centimeter, the length of each side is 3 centimeters.

Add the side lengths.

$$3 + 3 + 3 + 3 = 12$$

So, the perimeter of the figure is 12 centimeters.




Practice

Estimate the perimeter of each figure in centimeters. Then measure the perimeter to the nearest centimeter.



Estimate: _____

Actual: _____

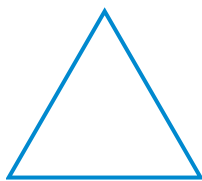


Estimate: _____

Actual: _____

Estimate the perimeter of each figure in inches. Then use an inch ruler to measure the perimeter to the nearest inch.


3.



Estimate: _____

Actual: _____

4.



Estimate: _____

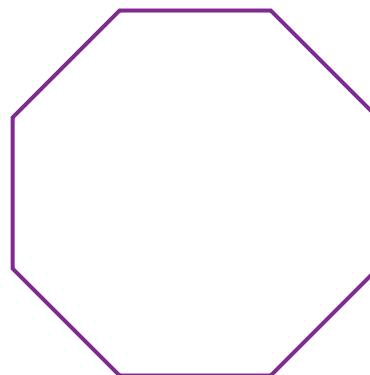
Actual: _____



Problem Solving

5. **Mathematical PRACTICE 1** **Make Sense of Problems**

Gina used a centimeter ruler to measure the perimeter of the figure at the right. Which estimate is closest to the actual perimeter, 8 centimeters or 16 centimeters?



6. **Mathematical PRACTICE 6** **Be Precise** Allison used an inch ruler to measure the perimeter of the figure above. Circle the measure that represents the best estimate of the perimeter to the nearest inch.

2 inches

8 inches

12 inches

16 inches

Vocabulary Check



7. Complete the sentence below with the correct vocabulary word.

perimeter array

_____ is the distance around a figure, or shape.