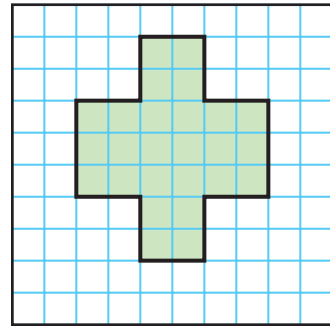
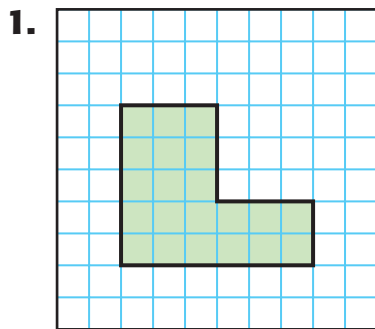
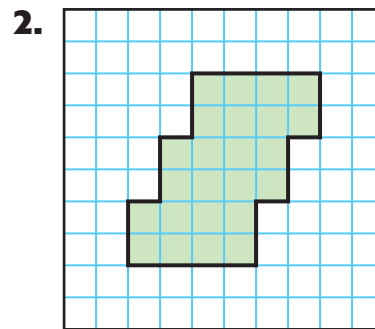


MY Homework**Lesson 3****Hands On:
Understand Area****Homework Helper**Need help? connectED.mcgraw-hill.com**What is the area of the figure at the right?**

The figure has no gaps or overlaps. So, count the shaded unit squares.

There are 26 unit squares covering, or enclosing, the figure.

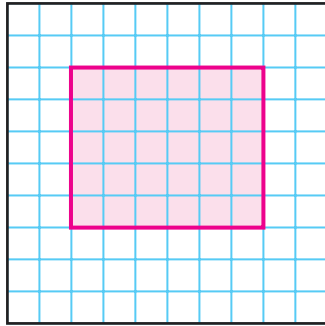
So, the area is 26 square units.

**Practice****Count unit squares to find the area of each figure.**Area: **21 square units**Area: **24 square units**

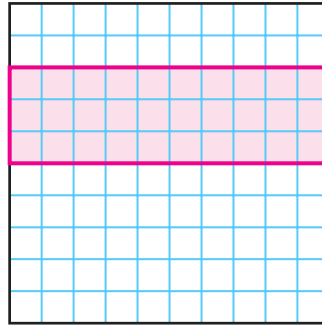
3. A shape is covered by 40 unit squares. What is the area of the shape?

40 square units

4. Draw and shade a rectangle with an area of 30 square units.



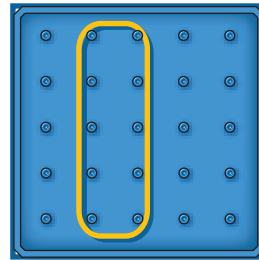
5. Draw and shade a different rectangle with an area of 30 square units.




Problem Solving

6. Caitlyn used a rubber band and geoboard to make the rectangle shown. What is the area of the rectangle?

4 square units



7. **Mathematical PRACTICE**  **Plan Your Solution** A figure can be covered by 28 unit squares, without any gaps or overlaps. What is the area of the figure?

28 square units

Vocabulary Check



Choose the correct word(s) to complete each sentence.

area square units unit square

8. **Area** is measured in **square units** and represents the number of those needed to cover a figure without overlapping.
9. A square with a side length of one unit is called a **unit square**.