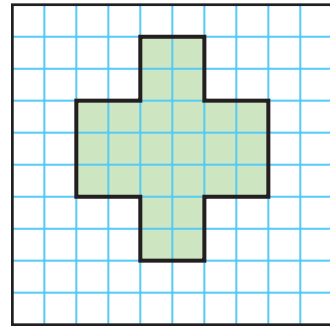
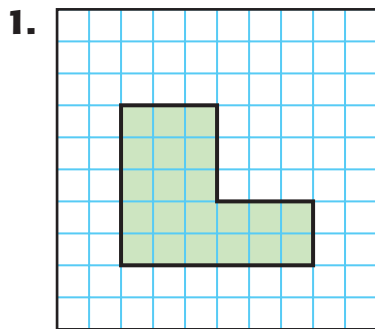


**MY Homework****Lesson 3****Hands On:  
Understand Area****Homework Helper**Need help? [connectED.mcgraw-hill.com](http://connectED.mcgraw-hill.com)**What is the area of the figure at the right?**

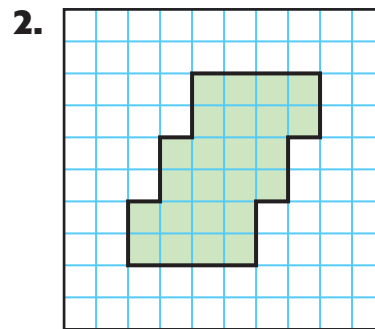
The figure has no gaps or overlaps. So, count the shaded unit squares.

There are 26 unit squares covering, or enclosing, the figure.

So, the area is 26 square units.

**Practice****Count unit squares to find the area of each figure.**

Area: \_\_\_\_\_

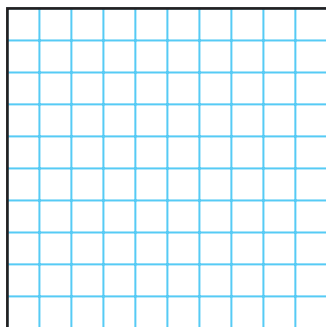


Area: \_\_\_\_\_

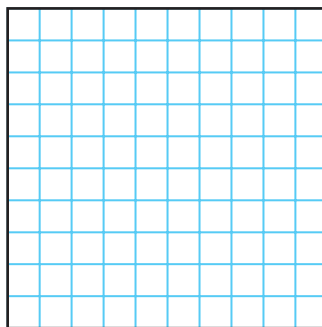
3. A shape is covered by 40 unit squares. What is the area of the shape?

\_\_\_\_\_

4. Draw and shade a rectangle with an area of 30 square units.




5. Draw and shade a different rectangle with an area of 30 square units.



## Problem Solving

6. Caitlyn used a rubber band and geoboard to make the rectangle shown. What is the area of the rectangle?



\_\_\_\_\_

7. **Mathematical PRACTICE 1** **Plan Your Solution** A figure can be covered by 28 unit squares, without any gaps or overlaps. What is the area of the figure?

\_\_\_\_\_

## Vocabulary Check



Choose the correct word(s) to complete each sentence.

area                      square units                      unit square

8. \_\_\_\_\_ is measured in \_\_\_\_\_ and represents the number of those needed to cover a figure without overlapping.
9. A square with a side length of one unit is called a \_\_\_\_\_.