

# MY Homework

## Lesson 5

### Hands On: Tile Rectangles to Find Area

## Homework Helper

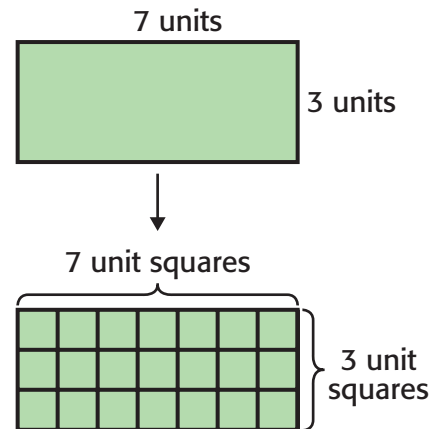


Need help? [connectED.mcgraw-hill.com](http://connectED.mcgraw-hill.com)

**Find the area of the rectangle at the right by tiling it.**

**1** Tile the rectangle by separating the rectangle into unit squares. Draw unit squares so the length of the rectangle is 7 unit squares and the width is 3 unit squares.

**2** Count the total number of unit squares. There are 21 unit squares.



So, the area of the rectangle is 21 square units.

Tiling the rectangle results in an array.

The array has 3 rows and 7 columns.

Find  $3 \times 7$ .  $3 \times 7 = 21$

The product of  $3 \times 7$  and the total number of unit squares tiled in the rectangle are the same.

## Practice

**Tile each rectangle to find its area. Draw unit squares on each rectangle.**

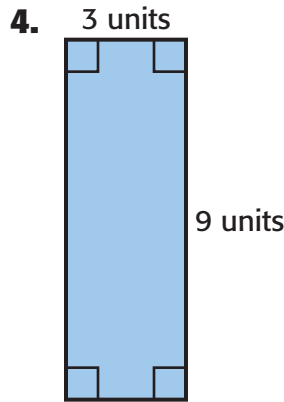
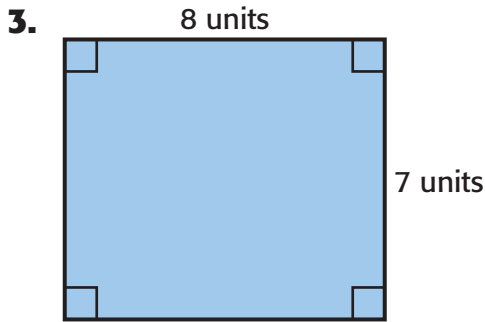


The area is \_\_\_\_\_ square units.



The area is \_\_\_\_\_ square units.


**Algebra** Find the area of each rectangle without tiling it. Write a multiplication equation.



## Problem Solving

**Algebra** Write a multiplication equation to solve Exercises 5 and 6.

5. A piece of poster board is in the shape of a rectangle. The length of the poster board is 2 feet and the width is one foot. What is the area of the piece of poster board?
- 

6. **Mathematical PRACTICE**  **Model Math** A rectangular garden has a length of 8 meters and a width of 5 meters. What is the area of the garden?
- 

7. Circle the number sentence that correctly represents the area of a rectangle, in square inches, with a length of 4 inches and a width of 10 inches.

$4 + 10 = 14$

$4 \times 10 = 40$

$4 + 10 + 4 + 10 = 28$

My Work!