

MY Homework

Lesson 1

Unit Fractions

Homework Helper



Need help? connectED.mcgraw-hill.com

Fanny wants to braid string to make a bracelet. She has one long piece of string. Fanny needs to divide the string into 3 equal pieces for braiding. Model the whole string divided into 3 pieces. Write the unit fraction for 1 piece of the string.

1 Use the one whole fraction tile to represent the whole piece of string.



2 Use $\frac{1}{3}$ -fraction tiles to model 3 equal parts.




3 The string was divided into 3 equal pieces. The unit fraction that represents 1 of those pieces is $\frac{1}{3}$.


Practice

Divide the whole into equal parts. Then label each part with its unit fraction.

1. four equal parts



2. two equal parts




3. six equal parts

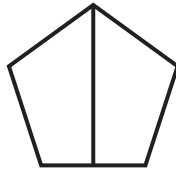


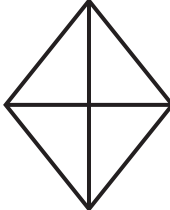
4. three equal parts




Write how many equal parts. Shade one part. Write its unit fraction.

5.  _____ equal parts
unit fraction:


6.  _____ equal parts
unit fraction:

7.  _____ equal parts
unit fraction:

8.  _____ equal parts
unit fraction:



Problem Solving

9. **Mathematical PRACTICE**  **Justify Conclusions** Louis has a rectangular piece of construction paper. Can he divide the shape into 4 equal parts? Explain.

Vocabulary Check



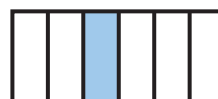
Choose the correct word(s) to complete each sentence.

fraction unit fraction

10. A _____ is exactly one equal part of a whole.
11. A _____ represents an equal part of a whole.

Test Practice

12. Which unit fraction represents the shaded part of the whole?



- (A) $\frac{1}{3}$ (C) $\frac{1}{6}$
(B) $\frac{1}{4}$ (D) $\frac{1}{8}$