

### Fractions as Parts - Mixed Practice

F-FAP 4

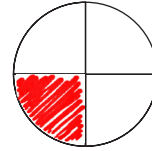
Instructions: Shade parts of each object or group to match the fraction shown.

Examples

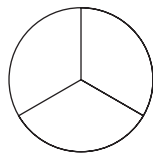
$$\frac{2}{3}$$



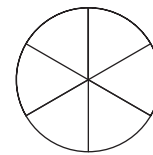
$$\frac{1}{4}$$



1  $\frac{1}{3}$



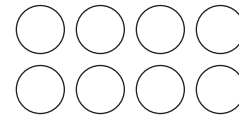
2  $\frac{2}{6}$



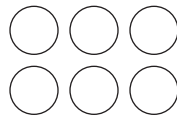
3  $\frac{2}{4}$




4  $\frac{3}{8}$



5  $\frac{4}{6}$



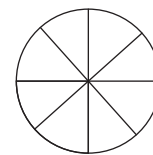
6  $\frac{5}{7}$



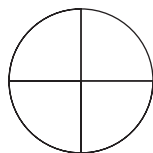
7  $\frac{2}{5}$



8  $\frac{7}{8}$



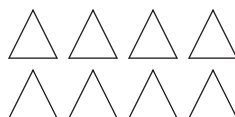
9  $\frac{3}{4}$



10  $\frac{3}{5}$



11  $\frac{5}{8}$



12  $\frac{3}{6}$

