

# MY Homework

## Lesson 1

### Hands On: Find Perimeter

## Homework Helper



Need help? [connectED.mcgraw-hill.com](http://connectED.mcgraw-hill.com)

Use a centimeter ruler to measure the perimeter of the figure at the right to the nearest centimeter.


Measure the length of each side.

To the nearest centimeter, the length of each side is 3 centimeters.

Add the side lengths.

$$3 + 3 + 3 + 3 = 12$$

So, the perimeter of the figure is 12 centimeters.




## Practice Sample estimates: 1, 2

Estimate the perimeter of each figure in centimeters. Then measure the perimeter to the nearest centimeter.



Estimate: 10 centimeters

Actual: 8 centimeters



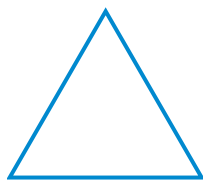
Estimate: 10 centimeters

Actual: 10 centimeters

Estimate the perimeter of each figure in inches. Then use an inch ruler to measure the perimeter to the nearest inch.

Sample estimates: 3, 4


3.



Estimate: 3 inches

Actual: 3 inches

4.



Estimate: 4 inches

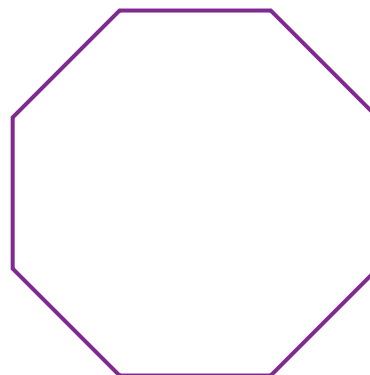
Actual: 4 inches



## Problem Solving

**5. Mathematical PRACTICE 1** **Make Sense of Problems**

Gina used a centimeter ruler to measure the perimeter of the figure at the right. Which estimate is closest to the actual perimeter, 8 centimeters or 16 centimeters?



16 cm

**6. Mathematical PRACTICE 6** **Be Precise** Allison used an inch ruler to measure the perimeter of the figure above. Circle the measure that represents the best estimate of the perimeter to the nearest inch.

2 inches

8 inches

12 inches

16 inches

## Vocabulary Check



7. Complete the sentence below with the correct vocabulary word.

perimeter      array

Perimeter is the distance around a figure, or shape.