

MY Homework

Lesson 1

Hands On: Angles

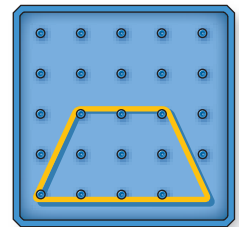
Homework Helper




Need help? connectED.mcgraw-hill.com

Geoboards and pattern blocks help to explore angles.

- 1 A rubber band was used to create a large shape on a geoboard that is similar to the red pattern block.



- 2 An index card was used to compare an angle formed by two sides of the shape. This angle is *less than* a right angle.




There are 2 angles that are *less than* right angles.
There are 2 angles that are *greater than* right angles.

Practice

Tell whether each angle shown is a *right angle*, *less than* a right angle, or *greater than* a right angle. Use an index card if needed.

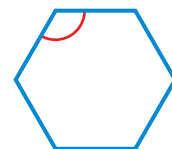
1.



2.



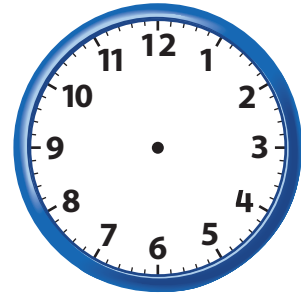
3.





Problem Solving

4. **Mathematical PRACTICE 1** **Keep Trying** Draw a time when the hands on the clock make a right angle.



5. **Mathematical PRACTICE 7** **Identify Structure** Mr. West drew four shapes on the board. Circle the shape that appears to have angles that are all less than a right angle.



6. Manny noticed that the sides of his poster on his bedroom wall formed angles. Tell whether the angles are *right angles*, *less than right angles*, or *greater than right angles*. Explain.



Vocabulary Check



Choose the correct word(s) to complete each sentence.

angle ray endpoint vertex right angle

7. The shared endpoint of two rays is called the _____.
8. An _____ is the point at the beginning of a ray.
9. An angle that forms a *square corner* is called a _____.