

# MY Homework

## Lesson 3

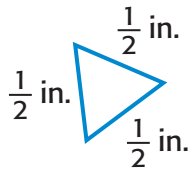
### Hands On: Triangles

## Homework Helper

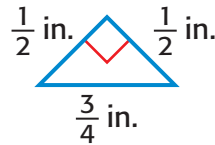


Need help? [connectED.mcgraw-hill.com](http://connectED.mcgraw-hill.com)

Measure the sides of each triangle below to the nearest quarter of an inch. Then state the number of sides with equal lengths.

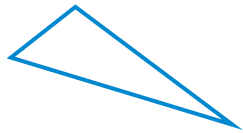


The triangle has 3 sides with equal lengths.

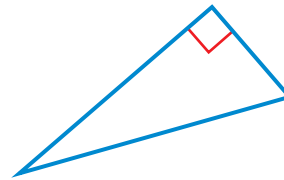


The triangle has 2 sides with equal lengths.

Compare the angles of each triangle. Then describe the triangle using its angles.



The triangle has 1 angle that is greater than a right angle.

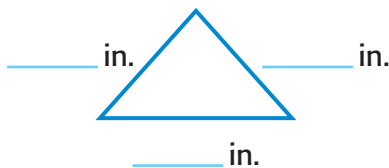


The triangle is a right triangle.

## Practice

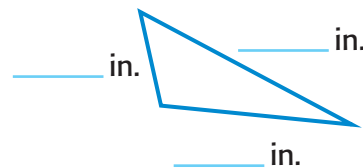
Measure the sides of each triangle below to the nearest quarter of an inch. Then state the number of sides with equal lengths.

1.



\_\_\_\_\_ sides

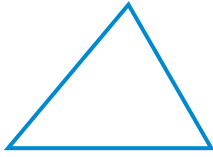
2.



\_\_\_\_\_ sides

Compare the angles of each triangle. Then circle the correct description.

3.



3 angles are less than a right angle

1 right angle.

4.



3 angles greater than a right angle

1 angle is greater than a right angle



## Problem Solving

- 5. Mathematical PRACTICE 6 Be Precise** In billiards, a rack is used to organize billiard balls at the beginning of the game. Measure the sides of the triangle shown. What is the length of each side to the nearest quarter inch?

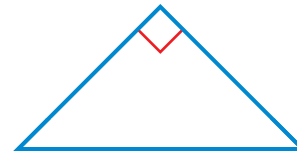


6. Refer to Exercise 5. How many angles are less than a right angle?

\_\_\_\_\_

7. How many angles are less than a right angle in the triangle shown at the right?

\_\_\_\_\_



## Vocabulary Check



Fill in the missing word.

8. A triangle with one right angle is called a \_\_\_\_\_ triangle.



Copyright © The McGraw-Hill Companies, Inc. Radlund & Associates/Artville/Getty Images