





















# -----'s Behavior Chart

This chart is graphing my behavior for the week of -----

Day of the Week:	Overall Behavior	Comments:
<b>Monday</b>	   	
<b>Tuesday</b>	   	
<b>Wednesday</b>	   	
<b>Thursday</b>	   	
<b>Friday</b>	   	

**Star**= Super student day! Got to the top of our behavior chart.

**Smiley**= Little to no problems stayed above green on our behavior chart.

**Middle**= Moved clothespin down once or twice for problems.

**Sad**= Got to the bottom of the behavior chart 3 or more problems.

This will effect citizenship grade.