





























































Name _____













Student Glossary

Vocabulary	Description or Example																														
<p>bar graph</p>	<p>A graph that uses bars to show data.</p> <div data-bbox="574 459 1221 800" style="border: 1px solid black; padding: 10px; margin: 10px auto; width: fit-content;"> <p style="text-align: center;">How We Get to School</p> <table border="1" style="width: 100%; border-collapse: collapse;"> <tr> <td style="text-align: center; width: 15%;"></td> <td style="text-align: center; width: 15%;">Walk</td> <td style="width: 10%;"></td> <td style="width: 10%;"></td> <td style="width: 10%;"></td> <td style="width: 10%;"></td> <td style="width: 10%;"></td> <td style="width: 10%;"></td> <td style="width: 10%;"></td> <td style="width: 10%;"></td> </tr> <tr> <td style="text-align: center;"></td> <td style="text-align: center;">Ride</td> <td style="background-color: #cccccc;"></td> <td style="background-color: #cccccc;"></td> <td style="background-color: #cccccc;"></td> <td style="background-color: #cccccc;"></td> <td style="background-color: #cccccc;"></td> <td style="background-color: #cccccc;"></td> <td style="background-color: #cccccc;"></td> <td style="background-color: #cccccc;"></td> </tr> <tr> <td colspan="2"></td> <td style="text-align: center;">0</td> <td style="text-align: center;">1</td> <td style="text-align: center;">2</td> <td style="text-align: center;">3</td> <td style="text-align: center;">4</td> <td style="text-align: center;">5</td> <td style="text-align: center;">6</td> <td></td> </tr> </table> </div>		Walk										Ride											0	1	2	3	4	5	6	
	Walk																														
	Ride																														
		0	1	2	3	4	5	6																							
<p>data</p>	<p>Numbers or pictures collected to show information.</p>																														
<p>graph</p>	<p>A way to present data collected. Also a type of chart.</p>																														
<p>picture graph</p>	<p>A graph that has different pictures to show data.</p> <div data-bbox="574 1556 1341 1902" style="border: 1px solid black; padding: 10px; margin: 10px auto; width: fit-content;"> <p style="text-align: center;">Our Favorite Toys</p> <table border="1" style="width: 100%; border-collapse: collapse;"> <tr> <td style="text-align: center; width: 15%;"></td> <td style="text-align: center; width: 15%;">Balls</td> <td style="width: 10%;"></td> <td style="width: 10%;"></td> <td style="width: 10%;"></td> <td style="width: 10%;"></td> <td style="width: 10%;"></td> <td style="width: 10%;"></td> <td style="width: 10%;"></td> <td style="width: 10%;"></td> </tr> <tr> <td style="text-align: center;"></td> <td style="text-align: center;">Skates</td> <td style="background-color: #cccccc;"></td> <td style="background-color: #cccccc;"></td> <td style="background-color: #cccccc;"></td> <td style="background-color: #cccccc;"></td> <td style="background-color: #cccccc;"></td> <td style="background-color: #cccccc;"></td> <td style="background-color: #cccccc;"></td> <td style="background-color: #cccccc;"></td> </tr> <tr> <td style="text-align: center;"></td> <td style="text-align: center;">Stuffed animals</td> <td style="background-color: #cccccc;"></td> <td style="background-color: #cccccc;"></td> <td style="background-color: #cccccc;"></td> <td style="background-color: #cccccc;"></td> <td style="background-color: #cccccc;"></td> <td style="background-color: #cccccc;"></td> <td style="background-color: #cccccc;"></td> <td style="background-color: #cccccc;"></td> </tr> </table> </div>		Balls										Skates										Stuffed animals								
	Balls																														
	Skates																														
	Stuffed animals																														

Copyright © The McGraw-Hill Companies, Inc. Permission is granted to reproduce for classroom use.

Name _____

Student Glossary *(continued)*

Vocabulary	Description or Example																		
survey	To collect data by asking people the same question.																		
tally chart	<p>A chart that shows a mark for each vote in a survey.</p> <table border="1"><thead><tr><th colspan="3">Favorite Activity</th></tr><tr><th>Activity</th><th>Tally</th><th>Total</th></tr></thead><tbody><tr><td> Art</td><td> </td><td>6</td></tr><tr><td> Music</td><td> </td><td>8</td></tr><tr><td> Chess</td><td> </td><td>3</td></tr><tr><td> Sports</td><td> </td><td>5</td></tr></tbody></table>	Favorite Activity			Activity	Tally	Total	 Art		6	 Music		8	 Chess		3	 Sports		5
Favorite Activity																			
Activity	Tally	Total																	
 Art		6																	
 Music		8																	
 Chess		3																	
 Sports		5																	

Copyright © The McGraw-Hill Companies, Inc. Permission is granted to reproduce for classroom use.