

Name

My Homework

Lesson 4

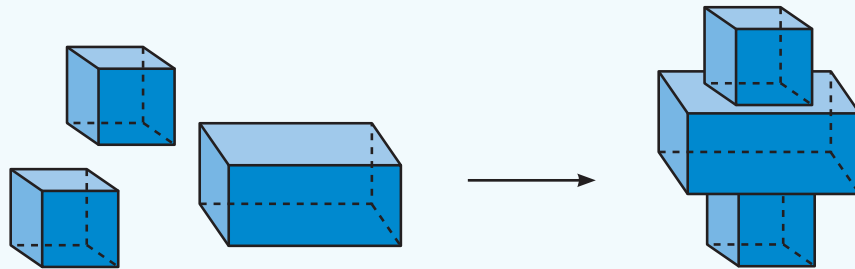
Combine Three-Dimensional Shapes

Homework Helper



Need help? connectED.mcgraw-hill.com

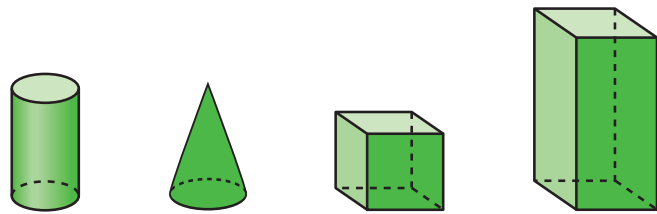
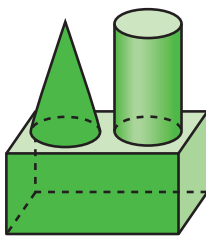
You can put together three-dimensional shapes to make other composite shapes.



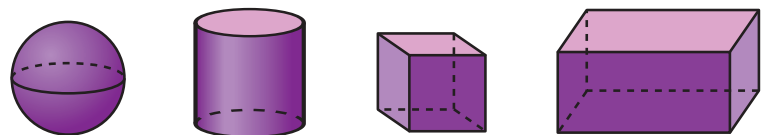
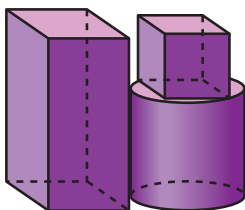
Practice

Circle the shapes used to make each composite shape.


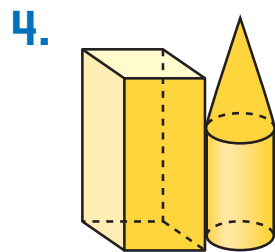
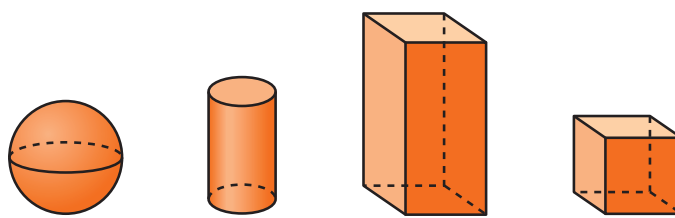
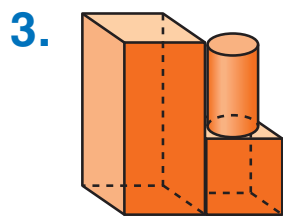
1.




2.



Circle the shape that is not used to make each composite shape shown.



5. I am made up of 2 three-dimensional shapes. One of my shapes has 1 face. The other shape has 2 faces. Circle the 2 shapes.



Test Practice

6. How many faces do a cube and cylinder have in all?



Math at Home Have your child find different three-dimensional objects in your house. Have them build new composite shapes with these objects. Have them tell you which shapes they used to create the new composite shapes.