

Understand Decimal Place Value



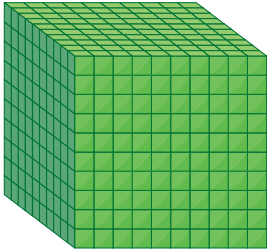



Dear Family,


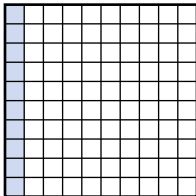
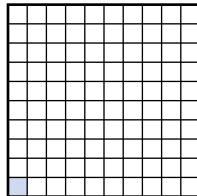
This week your child is exploring place value in whole numbers and decimal numbers.

Math Tools



We use a number system called **base ten**. It is based on a pattern of tens. The models below show the pattern of tens in whole numbers and decimals. The value of each place is 10 times the value of the place to its right.

| Thousands | Hundreds | Tens | Ones |
|--|--|--|---|
| 1 thousand is 10 times 1 hundred | 1 hundred is 10 times 1 ten | 1 ten is 10 times 1 one | 1 one |
|  |  |  |  |
| 1,000 | 100 | 10 | 1 |

| Ones | Tenths | Hundredths |
|---|---|--|
| 1 whole is 10 times 1 tenth | 1 tenth is 10 times 1 hundredth | 1 hundredth |
|  |  |  |
| 1 | 0.1 | 0.01 |

Understanding place value helps your child think about and use different ways to add, subtract, multiply, and divide numbers.

Invite your child to share what they know about place value by doing the following activity together.

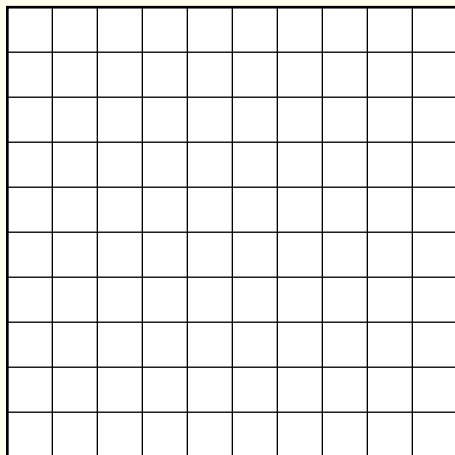
ACTIVITY DECIMAL PLACE VALUE

Do this activity with your child to explore decimal place-value relationships.


Work together with your child to shade models to understand decimal place value.

- Have your child shade in the decimal grids below to represent the number that is shown below each grid.
- Ask your child to explain how each pair of grids shows that the number on the right is 10 times the number on the left.

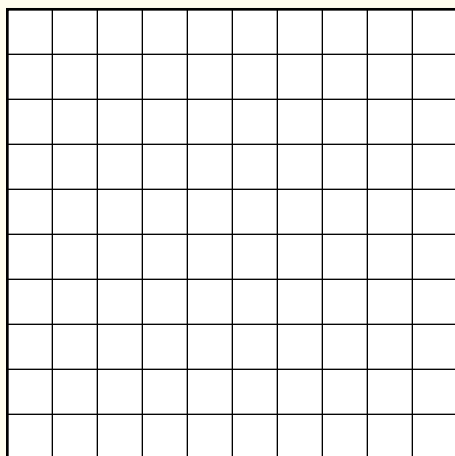
Each grid represents 1 whole.




0.05



0.5



0.08



0.8