

# Homework #12

## Language Arts Skills

**\*Write your first name correctly in the line below:**

(first letter capital the rest lowercase)



**\*Book Skills:** As you and your child read books this week help your child identify: who the **characters** in the story are, where the **setting(s)** of the story is, and have them tell you **1 or 2 events** that happened in the story. **Also, read some non-fiction book in you reading.**

Complete: YES \_\_\_\_\_ NO \_\_\_\_\_


**\*Opposites:** say the word to your child and have them tell you the opposite.

happy \_\_\_\_\_ no \_\_\_\_\_

front \_\_\_\_\_ day \_\_\_\_\_

**\*Ending sounds:** for letters Rr and Nn (your child can color the whole box in)


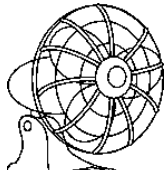


Color pictures ending with **Rr - pink** and **Nn- blue**



**\*Blending Words:** First say each sound, next say the sounds together without pausing, last put the word together. Put a check mark next to the words your child successfully blends.

/b/ /u/ /s/	bbbuuuuss	bus
/c/ /u/ /t/	cccuuuutt	cut
/b/ /u/ /g/	bbuuuugg	bug
/b/ /e/ /d/	bbbeeeedd	bed

**\*Spelling CVC words:** write the lowercase letters to spell the word for each picture (it may help to segment first and as they say each sound have them write the letter).

	___	___	___		___	___	___
	___	___	___		___	___	___

**\*Segmenting Words-** breaking words apart into individual sounds.

1. Say the whole word for your child and have them say each sound to you as they put up a finger for that sound (you could also have them move objects for each sound they hear).

Complete: \_\_\_\_\_Yes \_\_\_\_\_No

2. Once they have read the word, cover the word, tell them the word, and have them tell you the first sound in the word. Then tell them the word again and have them tell you all the sounds they hear in the word.

Complete: \_\_\_\_\_Yes \_\_\_\_\_No

3. After they have held up fingers or moved objects for each sound, have your child write the lowercase letters for each individual sound in the boxes behind each word.

sad			
lip			

wet			
cob			

fog			
-----	--	--	--

run			
-----	--	--	--

**\*Reading sight word and CVC (blendable) word sentences:** have your child read the sentence to you (help where needed). Put a check mark once each sentence is read.

**See the purple tag.**

**We like the white dog.**

**A fat orange cat.**

**The gray fog can lift.**

**\*I can tie my shoes by myself** \_\_\_\_\_ Yes \_\_\_\_\_ No

**\*I can put on and zip/button my own coat** \_\_\_\_\_ Yes \_\_\_\_\_ No

**\*I know all the days of the week** \_\_\_\_\_ Yes \_\_\_\_\_ No

**\*I know all the months of the year** \_\_\_\_\_ Yes \_\_\_\_\_ No

**\*Sight Words.** Put a **check mark in the left corner** if your child can read the sight word automatically. Also, on a separate sheet of paper have your child practice spelling the sight words.


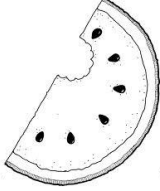










that	for	and	it	of	he
on	a	is	you	in	the
he	of	for	to	was	is
was	A	that	he	I	on
the	that	in	and	for	of

**\*I can count to** \_\_\_\_\_ before I make a mistake. If your child cannot count to 60 please practice until it becomes easy (if your child is already counting to 100 easily you don't need to count every time, just write in 100, but don't forget to review every once in a while)

**\*I can count by 5's to** \_\_\_\_\_ before I make a mistake.

**\*I can count by 10's to** \_\_\_\_\_ before I make a mistake.

**\*Syllables:** circle the correct number for the amount of syllables in each word (it might help to clap them out or put their finger on their chin as they say the word slowly)

 1 2 3 4	 1 2 3 4	 1 2 3 4	 1 2 3 4
 1 2 3 4	 1 2 3 4	 1 2 3 4	 1 2 3 4
 1 2 3 4	 1 2 3 4	 1 2 3 4	 1 2 3 4

Name \_\_\_\_\_

**Math**

①

**4**

	and	

②

**6**

	and	

③

**8**

	and	

①–② Use orange and purple to show a way to make four and six. Write the numbers.

③ Circle the objects to show a way to take apart eight.  
Write the

Name \_\_\_\_\_

%

*(continued)***9**

\_\_\_\_\_

-----


\_\_\_\_\_ and \_\_\_\_\_

5 and 2

5 and 3

5 and 6

5 and 4

**7**

\_\_\_\_\_

-----

\_\_\_\_\_ and \_\_\_\_\_

4 and 1

4 and 2

4 and 3

3 and 4

**10**

\_\_\_\_\_

-----

\_\_\_\_\_ and \_\_\_\_\_

4 and 3

6 and 4

4 and 5

6 and 2

4 Look at the objects. Circle the answer that shows a way to make nine.

5 - 6 Look at the objects. Circle the answer that shows a way to take apart seven and ten.

**STOP**