

Homework #6

Language Arts Skills

***Write your first and last name correctly**

(first letter capital - rest lowercase)



***Book skills:**

The person who writes the words in a book is the _____.

The person who draws the pictures in a book is the _____.

***Letter Activities:** for **Ee, Xx, Yy, Zz**

~Ee is a busy, tricky vowel. It makes two sounds. Ee as in eagle (long e sound) and Ee as in exercise (short sound). This week we are learning the short sound of Ee.

Do you think exercise is good for you? Yes _____ No _____

Try these exercises and check them off as you go.

- _____ 1. Hop on your left foot 4 times
- _____ 2. Skip around the room 3 times
- _____ 3. Gallop to the end of your hallway and back
- _____ 4. Jump with both feet 10 times

~Xx is a "crazy letter". It takes sounds from two letters - k and s - to make its sound. Many words that sound like they begin with "Xx" really begin with "ex", such as exercise and exit. Xx is usually found at the end of words such as box. Put a box around each word that you can read that ends with "x"

ax

fox

six

wax

fix

tax

mix

ox

~Yy has several different sounds. It makes the sound you hear in yummy, when it is at the beginning of a word. When it is at the end of a word it steals its sound from long "e" like in baby or from long "i" like in fly. This week we learned the sound you hear when Yy is at the beginning of a word. Help fix something **yummy** for your family to eat.

What did you fix? _____

~Zz makes the sound you hear in zoo.

Think of as many zoo animals as you can. How many? _____

Draw a picture of your favorite zoo animal:





***Segmenting Words-** breaking words apart into individual sounds. **Say the whole word for your child and have them say each sound** to you as they put up a finger or move an object for each sound they hear.

Write the lowercase letters for each individual sound in the boxes behind each word.

rat			
jig			
tub			

leg			
hop			
bus			

***Spelling CVC words:** write the lowercase letters to spell the word for each picture (it may help to segment first and as they say each sound have them write the letter).

	— — —		— — —
	— — —		— — —

***Letter name and sound recognition.** Put a check mark in the left corner if your child can name the letter correctly. Underline it if they can tell you the sound it makes.

f	I	A	e	j	O
D	p	h	R	u	b
m	v	Z	C	k	X
d	E	n	q	S	L
J	q	W	a	d	b
N	x	T	l	y	F
g	B	p	H	b	V

r	o	U	y	q	c
z	i	Q	d	P	g
K	w	s	M	t	G

***Letter writing:** Please print and use the **handwriting sheet** found on my blog to write the letters. Feel free to put the sheet in a sheet protector so you can use it from week to week.


Correctly write at least 5 of each letter (Ee, Xx, Yy, and Zz) Please help your child to write each letter correctly.

Complete: Yes _____ No _____

***Beginning sounds:** Color pictures beginning with

Ee - green, Yy - Yellow, and Zz- orange


Please color softly so we can still see the pictures



***Ending sounds:** Color pictures ending with

Nn- blue, Xx - purple, and Mm - green

Please color softly so we can still see the pictures.




***I can count to _____** before I make a mistake. If your child cannot count to 50 please practice until it becomes easy (if your child is already counting to 100 easily you don't need to count every time, just write in 100, but don't forget to review every once in a while)

Name _____

Math


Page

1



7 8 9 10

2



7 8 9 10

3



7 8 9 10


4




- 1 Count the objects. Circle the number that tells how many.
- 2 Count the objects. Circle the number that tells how many.
- 3 Count the objects. Circle the number that tells how many.
- 4 Draw a circle around the first hot dog. Draw a box around the second hot dog. Draw an X on the fifth hot dog.



5





6





7





5 Count and draw lines to match. Write the numbers. Draw a circle around the group and number that is less than the other group.

6 Count and draw lines to match. Write the numbers. Draw a circle around the group and number that is greater than the other.

7 Count and draw lines to match. Write the numbers. Draw a circle around the group and number that is less than the other group.

