

Homework #8

Language Arts Skills

***Write your first and last name correctly in the lines below**

(first letter capital - rest lowercase)



Book skills:

I can identify the **front cover** of a book Yes_____ No_____?

I can identify the **back cover** of a book Yes_____ No_____?

I can identify the **title page** of a book Yes_____ No_____?

I can **track the print** as we read in a book Yes_____ No_____?

***Letter name and sound recognition.** Put a check mark in the left corner if your child can name the letter correctly. **Underline** it if they can tell you the sound it makes.

q	W	a	d	b	J
x	T	l	y	F	N
B	p	H	b	V	g
o	U	y	q	c	r
i	Q	d	P	g	z


w	s	M	t	G	K
I	A	e	j	O	f
p	h	R	u	b	D
v	Z	C	k	X	m
E	n	q	S	L	d

***Acting out meanings of similar verbs:**

Have your child act out the following verbs - **stomp** and **march**

Complete: _____ Yes _____ No

*** Classifying/ Sorting:** Putting objects into groups that go together. Color pictures of **zoo animals-blue** and **farm animals-red**
Please color softly so we can still see the pictures.



***Sight Words.** Put a **check mark in the left corner** if your child can read the sight word automatically. Also, on a separate sheet of paper have your child practice spelling the sight words.

is	in	and	the	on	a
and	a	is	I	in	the
on	the	in	and	is	I
is	a	the	on	I	and

***Preposition Words:** **to, on, in, off, from** (use these words often to help with understanding)

Take your pencil **to** your room and leave it **on** your bed.

Go **in** the bathroom and turn **on** the light, then wash your hands.

Turn the light **off** when you come out of the bathroom.

Get your pencil **from** your room and go back **to** your homework.

***Blending Words:** First say each sound, next say the sounds together without pausing, last put the word together. Put a check mark next to the words your child successfully blends.

/c/ /o/ /g/

ccccc000gg

cog

/d/ /o/ /g/

dddd000gg

dog

/s/ /a/ /d/

ssssaaaadd

sad

/d /a/ /d/

dddadaaadd






dad

***Segmenting Words-** breaking words apart into individual sounds. **Say the whole word for your child and have them say each sound** to you as they put up a finger for that sound (you could also have them move objects for each sound they hear). After they have held up fingers or moved objects for each sound, have your child **write the lowercase letters for each individual sound** in the boxes behind each word.

hog	h	o	g
bat			
red			

rug			
tan			
hip			

***Ordinal Numbers:** write the position of the object that is circled (1st, 2nd, 3rd, etc).

***I can count to:** _____ before I make a mistake. If your child cannot count to 60 please practice until it becomes easy (if your child is already counting to 100)

easily you don't need to count every time, just write in 100, but don't forget to review every once in a while)

***Identifying day on a calendar**

Have your child review the days of the week in order by pointing to and saying each name. (Have your child sing the days of the week song that we sing in class if he or she struggles.)

Complete: _____Yes _____No

***Identifying months on a calendar**

Have your child review the days of the week in order by pointing to and saying each name. . (Have your child sing the months song that we sing in class if he or she struggles.)

Complete: _____Yes _____No