

Homework #2

Language Arts Skills

***Write your first name correctly in the line below:** (first letter capital the rest lowercase)



***Book skills:** As you and your child choose books to read this week have your child identify the **front cover**, the **back cover**, and the **title page** of each book. Also, have your child **track the print** as you read together.

***Letter Activities: Ss, Hh, Mm, and Nn**

~**Ss** makes the sound you hear in sun. **Ss** is for sandwich. What is your favorite sandwich _____?

~**Hh** makes the sound you hear in homework Here is a poem. Have someone read it to you. Draw a **circle** around all of the **Hh's** that you see.

Hippity Hop came hopping by,
Hippity hippity hop.
He wiggled an ear and he winked an eye,
Hippity hippity hop.
He hopped in the meadow, he hopped on the hill,
Hippity hippity hop.
For all I know, he's hopping still,
Hippity hippity hop.

~**Mm** makes the sound you hear in monster. Draw a picture of a funny or scary monster:

~Nn makes the sound you hear in nice. Do something nice for someone and tell what you did in a complete sentence. Have someone write your sentence for you or try writing it yourself.

***Letter name and sound recognition.** Put a check mark in the left corner if your child can name the letter correctly. Underline it if they can tell you the sound it makes.

S	c	h	A	M	r	n
T	H	m	R	a	s	C
N	s	n	H	m	N	h

***Letter writing:** Correctly write at least 5 of each letter. Please help your child to write each letter correctly (no reversals and always start at the top).


Did your child write each letter (Ss, Hh, Mm, Nn)? _____Yes _____No

***Sight Words.** Put a check mark in the left corner if your child can read the sight word automatically. Also, on a separate sheet of paper have your child practice spelling the sight words.

the	on	is	and	a	the
-----	----	----	-----	---	-----

***Beginning sounds:** for the following letters color pictures beginning with **Ss** - green, **Hh**- purple, **Mm** - orange, and **Nn** - yellow

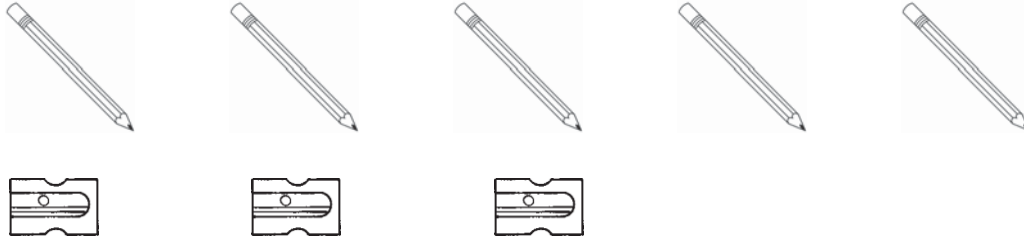
Please color softly so we can still (You child can color the entire box.)



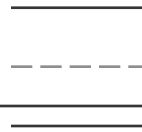
*In school we are learning the days of the week in a song. Ask your child to sing the song or simply name the days of the week starting with Sunday. My child can say all of the days of the week in order YES_____ NO_____? If your child has difficulty saying the days of the week, please practice with him/her.

Check My Progress


1




2



3



4



- 1 Draw lines to match the objects in each group. Circle the group that is greater than the other group.
- 2 Count the objects in each group. Write the numbers. Circle the number that shows more.
- 3 Circle the group with two objects. Draw a box around the set with four objects.
- 4 Circle the group with three objects. Draw a box around the group with five objects.



