

Homework #4

Language Arts Skills

***Write your first name correctly in the line below:** (first letter capital the rest lowercase)



***Book skills:**

I can identify the **front cover** of a book Yes _____ No _____?

I can identify the **back cover** of a book Yes _____ No _____?

I can identify the **title page** of a book Yes _____ No _____?

I can **track the print** as we read in a book Yes _____ No _____?

***Letter Activities:** for Gg, Pp, Ll, Jj and Kk

~Gg is a "thief". It has two sounds. It sometimes steals its sound from Jj like in "giant". Sometimes it makes its own sound. This week we are learning the hard sound Gg makes on its own like in "garden". Draw some things that grow in a garden, have a grown up label them for you:

~Pp makes the sound you hear in pattern. Make a pattern with pink and purple in the squares below:

--	--	--	--	--	--	--	--	--	--

~Ll makes the sound you hear at the beginning of leaves.
Go outside and look at the trees in your yard or neighborhood.

How many trees have leaves? _____ How many have no leaves left? _____

~Jj is for jungle. If you could be any jungle animal what would you be?

I would be a



~Kk makes the sound you hear in kite. See if you can solve these riddles with "Kk" words (put a smiley face next to the one that's answer is kite).

1. I am a soft, cuddly, baby cat _____
2. I am a red sauce you put on hamburgers _____
3. I am a place you cook meals _____
4. I fly and have a tail with a long string _____
5. I am used for unlocking a door _____

***Letter name and sound recognition.** Put a check mark in the left corner if your child can name the letter correctly. Underline it if they can tell you the sound it makes.

G	K	f	B	a	P	t
b	C	h	J	I	N	F
D	i	U	p	g	G	m
h	L	d	k	b	d	u
H	d	I	r	s	B	g
R	A	n	T	r	j	M

***Letter writing:** Correctly write at least 5 of each letter Gg, Pp, Ll, Jj and Kk using the letter format. Please make sure there are no reversals.

Did your child write each letter (Gg, Pp, Ll, Jj and Kk) 5 times?


_____Yes _____No

~Circle your best letter in each row, formed correctly and written neatly!

***Sight Words.** Put a check mark in the left corner if your child can read the sight word automatically. Also, on a separate sheet of paper have your child practice spelling the sight words.


is	on	the	in	a	I
in	and	a	on	and	the

***Beginning sounds:** for letters Gg, Pp, Ll, Jj and Kk color pictures beginning with **Gg** - blue, **Pp** - red, **Ll** - yellow, **Jj** - green, and **Kk** - orange Please color softly so we can still see the pictures. (Your child can color the whole box in if it is easier.)




Name _____

1




_____	_____	_____
-----	-----	-----
_____	_____	_____

2



_____	_____	_____
-----	-----	-----
_____	_____	_____

3



_____	_____	_____
-----	-----	-----
_____	_____	_____

4



_____	_____	_____
-----	-----	-----
_____	_____	_____



1-4 Count the objects. Write the number three times.