

Homework #17

Language Arts Skills

***Write your FIRST and LAST name** (first letter capital - rest lowercase)



***Book Skills-Confirm Understanding:** As you read together, encourage your child to confirm their understanding of what is being read by requesting clarification and asking questions about the content of the book. **Have your student tell you their favorite part of the book.**

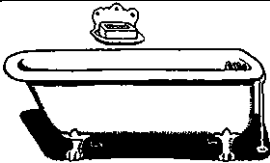
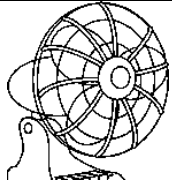

Complete: YES _____ NO _____




***Acting out meanings of similar verbs:** Have your child act out the following verbs –

jog _____ (✓)

run _____ (✓)

***Ending Sounds-** Write the ending sound for each picture (lowercase letters).



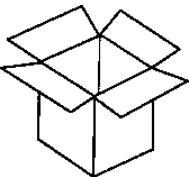

	
	
	

***Blending Words:** First say each sound, next say the sounds together without pausing, last put the word together. Put a **check mark** next to the words your child successfully blends.

/j/ /e/ /t/ jjjjeeeeett jet _____(✓)
 /m/ /i/ /x/ mmmiiiiixx mix _____(✓)
 /j/ /u/ /m/ /p/ jjjjuuuummmp jump _____(✓)
 /w/ /a/ /x/ wwwaaaaxx wax _____(✓)

***Spelling CVC words:** write the lowercase letters to spell the word for each picture (it may help to segment first and as they say each sound have them write the letter).

	_____		_____
	_____		_____

***Segmenting Words-** breaking words apart into individual sounds.

1. Say the whole word for your child and have them say each sound to you as they put up a finger for that sound (you could also have them move objects for each sound they hear).

Complete: _____Yes _____No

2. Once they have read the word, cover the word, tell them the word, and have them tell you the first sound in the word. Then tell them the word again and have them tell you all the sounds they hear in the word.

Complete: _____Yes _____No

***Reading Sentences:** have your child read the sentences to you (help where needed).

The jet went up, up, up. _____(✓)

Let us jump on the tramp. _____(✓)

He can get a glass of milk. _____(✓)

It is fun to see you. _____(✓)

*I can tie my shoes by myself _____?


*I can put on and zip/button my own coat _____?

(If your child cannot tie their shoes or put on and zip/button their own coat by themselves please practice with them).

*Sight Words. Put a **check mark in the left corner** if your child can read the sight word automatically. Also, on a separate sheet of paper have your child practice spelling the sight words. (These are the 25 sight words that Quest requires for your child to know by the end of the year. So, work with them so they can recognize them easily.)

*More, Less, and Same (comparing sets of objects)

1. 

2. 

3. 

4. 

Which row has the most _____. Which row has the least_____.

Which two rows have the same amount_____ and _____.

NUMBER BONDS- SHOW ALL THE WAYS TO BREAK DOWN EACH NUMBER ie: 12 12 12

∧ ∧ ∧
6 6 8 4 3 9

8 8 8 8
/ \ / \ / \ / \

4 4 5 5
/ \ / \ / \ / \

6 6 6 7 7 7
/ \ / \ / \ / \ / \ / \

10 10 10 10 10
/ \ / \ / \ / \ / \

9 9 9 9
/ \ / \ / \ / \

8 8 8 8
/ \ / \ / \ / \