

Homework #5

Language Arts Skills

***Write your first and last name correctly in the lines below**

(first letter capital - rest lowercase)



***Book skills:** (write your child's answer)

What does the author do?

What does the illustrator do?

***Letter Activities:** for Jj, Kk, Oo, and Vv

~Jj is for jungle. If you could be any jungle animal what would you be? (draw a picture)

~Kk makes the sound you hear in kite. Solve these riddles with "Kk" words (Write your child's answer & have him/her put a smiley face next to the one that's answer is kite).

1. I am a soft, cuddly, baby cat


2. I am a red sauce you put on hamburgers

3. I fly and have a tail with a long string

~Vv is for vegetables. Count & write how many vegetables you can name.

~Oo is a busy, tricky **vowel**. It has two sounds. It makes a long sound like in “oatmeal” and a short sound like in “octopus”. This week we are learning the short sound of Oo (octopus). Count and write the number of legs an octopus has.

Page 2

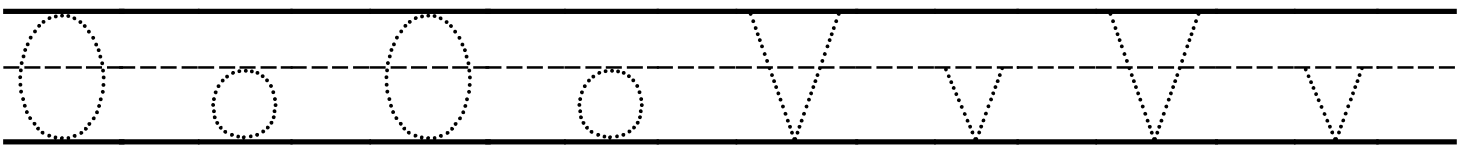
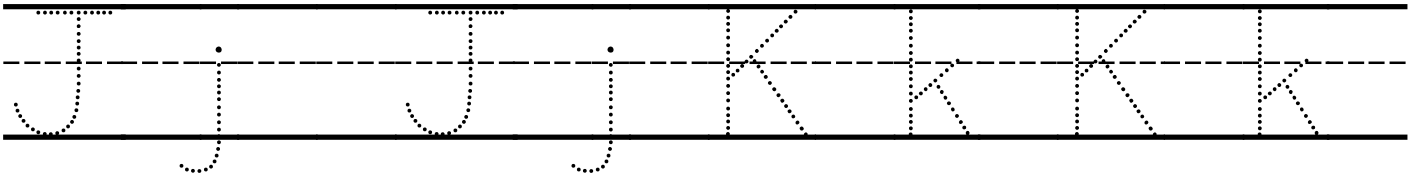


***Letter name and sound recognition.** Put a check mark in the left corner if your child can name the letter correctly. **Underline** it if they can tell you the sound it makes. Please review the ones your child does not know **DAILY**. We will start blending in a couple of weeks and they need to know this information.


J	v	D	k	V	j	F
Y	c	o	b	G	J	K
g	s	V	a	s	C	v
T	A	f	L	i	g	K

	C	i	G	J	d	S
v	a	j	d	v	O	Y
t	l	V	t	S	l	l
D	j	i	o	v	L	F

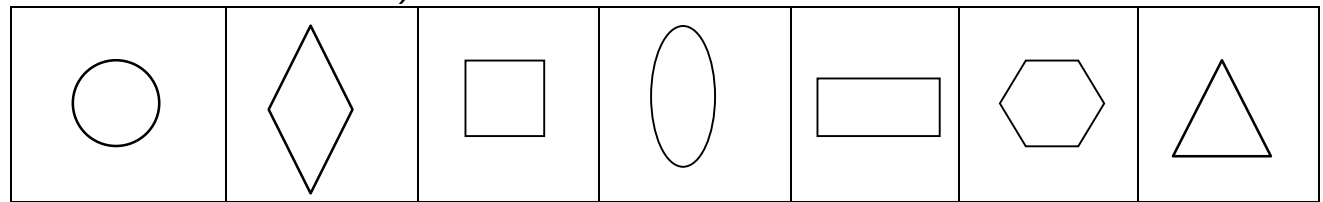
***Letter writing:** Correctly write each letter using Rainbow writing. Rainbow Writing Instructions: Make sure the letters are formed correctly (always start at the top). Use this printout and have your child trace the over the letters every day using different colored pencils. No need for a separate piece of paper. For example, on Monday, write with a regular pencil. Tuesday, use a red colored pencil. Wednesday, use a blue colored pencil. Thursday, use a green colored pencil. There should be 4 colors total which give the rainbow look. They can pick their own colors



***Beginning sounds:** Color pictures beginning with Oo – red, Jj – yellow, Vv – blue, and Kk – orange
Please color softly so we can still see the pictures. (Your child can color the whole box in if it is easier.)



***Shape review:** circle the shapes your child recognizes. (the diamond needs to be known as a rhombus.)



***Greater than, Less than, and Equal** (remind your child of the less, more, and equals song we have learned in class.)

1. ☆ ☆ ☆ ☆

2. ☆ ☆ ☆ ☆ ☆ ☆

3. ☆ ☆ ☆ ☆ ☆ ☆ ☆ ☆

4. ☆ ☆ ☆ ☆ ☆ ☆

Which row is greater than (more) _____. Which row is less than (fewer) _____.

Which two rows are equal (same amount) _____ and _____.

***I can tie my shoes** by myself _____Yes _____No

***I can put on and zip/button** my own coat _____Yes _____No

(If your child cannot tie his/her shoes or put on and zip/button his/her own coat without help, please practice with them).

***Review the days of the week in order.**

(Have your child sing the song we have done in class.)

I know all the days of the week _____ Yes _____ No

***Review phone number**

_____.

*Review birthday

MATH: Start working with your child on counting to 100 by 1s. Use Rainbow Writing to write the numbers 0, 1, 2, 3, 4, & 5 daily. (Refer to the Rainbow Letter Writing for Rainbow writing instructions.)

