

Homework #9

Language Arts Skills

***Write your FIRST and LAST name** (first letter capital - rest lowercase)



***Book Skills Review:**


- I can identify the **front cover** of a book Yes_____ No_____?
- I can identify the **back cover** of a book Yes_____ No_____?
- I can identify the **title page** of a book Yes_____ No_____?
- I can **track the print** as we read in a book Yes_____ No_____?
- I can tell what the **author's job** is Yes_____ No_____?
- I can tell what the **illustrator's job** is Yes_____ No_____?


***Acting out meanings of similar verbs:**

Have your child act out the following verbs - yell and scream _____(✓)

***Collaborative conversations:** while talking with your child, practice good conversation rules - taking turns, volume of speech, staying on subject, and continuing conversations through multiple exchanges.

***Ending sounds:** Color pictures ending with Gg - ORANGE and Ll - RED
(your child can color the whole box in)





***Letter name and sound recognition.** Put a check mark in the left corner if your child can name the letter correctly. Underline it if they can tell you the sound it makes.

W	d	J	q	a	b
T	Y	N	x	l	F
p	b	g	B	H	V
U	q	r	o	y	c
Q	P	z	i	d	g
s	t	K	w	M	G
A	j	f	l	e	O
h	u	D	p	R	b
Z	k	m	v	C	X
n	S	d	E	q	L

***Blending Words:** First say each sound, next say the sounds together without pausing, last put the word together. Put a check mark next to the words your child successfully blends.

/e/ /gg/ /s/ eeeeggggss eggs _____(✓)

/f/ /e/ /d/ ffffeeeedd fed _____(✓)

/h/ /i/ /ll/ hhhhiiiiill hill _____(✓)

/h/ /a/ /t/ hhhhaaaatt hat _____(✓)

***Segmenting Words-** breaking words apart into individual sounds. **Say the whole word for your child and have them say each sound** to you as they put up a finger for that sound (you could also have them move objects for each sound they hear). Complete: _____Yes _____No

After they have held up fingers or moved objects for each sound, have your child **write the lowercase letters** for each individual sound in the boxes behind each word.

log	l	o	g
can			
fed			

bun			
man			
his			

***Sight Words.** Put a **check mark in the left corner** if your child can read the sight word automatically. Also, on a separate sheet of paper have your child practice spelling the sight words.

is	the	and	in	on	A
and	a	is	I	in	the
on	the	in	and	is	I
is	A	the	on	I	and

***Ordinal Numbers:** circle the object in the stated position using ordinal numbers (1st, 2nd, 3rd, etc)



2nd

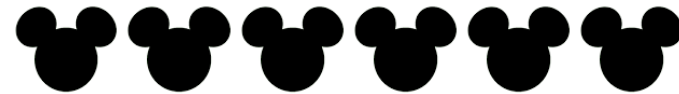
4th



5th



1st



***Number Rainbow Writing:** Write the numbers on the worksheet every day using a

different color.

0 1 2 3

4 5 6 7 8

9 10

